

Project eBOOK



Complete with all the info you need for some quick reference and projects cross-comparison at a glance

PROJECT SPOTLIGHT



LAUNCHING SOON



TOP SELLING PROJECTS



PENTHOUSES FOR SALE



PROJECTS WITH PROMO



PROJECTS WITH LIMITED UNITS



PROJECT DIRECTORY

CCR

RCR

OCR

COMMERCIAL

The Continuum

Thiam Siew Avenue (D15 | RCR)



- ▶ Iconic freehold mega development
- ▶ 1km to Kong Hwa Sch, Haig Girls' Sch and Tanjong Katong Pri
- ▶ 1BR from \$1,428,000 (\$2,550 psf) 3BR from \$2,959,000 (\$2,750 psf)
- ▶ 4BR from \$4,103,000 (\$2,638 psf) 5BR from \$5,087,000 (\$2,670 psf)

Kassia

Flora Drive (D17 | OCR)



- ▶ One of the lowest entry price for a freehold new launch project
- ▶ 2BR from \$1,581,000 (\$2,100 psf)
- ▶ 3BR from \$2,145,000 (\$2,033 psf)
- ▶ 4BR from \$2,675,000 (\$1,989 psf)

The Sen

Jalan Jurong Kechil (D21 | RCR)



- ▶ RCR living from attractive prices, contact leadership team for more information
- ▶ 2BR from \$1,546,000 (\$2,234 psf)
- ▶ 3BR from \$2,028,000 (\$2,229 psf)
- ▶ 4BR from \$3,450,000 (\$2,374 psf)

Promenade Peak

Zion Promenade (D3 | RCR)



- ▶ The tallest residential development in Singapore!
- ▶ 1BR from \$1,462,300 (\$2,775 psf) 2BR from \$2,058,100 (\$2,847 psf)
- ▶ 3BR from \$3,212,700 (\$3,110 psf) 4BR from \$4,634,300 (\$3,261 psf)
- ▶ 5BR from \$6,436,800 (\$3,417 psf)

The Collective at One Sophia

Sophia Road (D9 | CCR)



- ▶ Rare mixed-use development with residential, retail and office in District 9
- ▶ 1BR from \$1,248,000 (\$2,761 psf)
- ▶ 2BR from \$1,846,000 (\$2,780 psf)
- ▶ 3BR from \$2,932,000 (\$2,866 psf)

Narra Residences

Dairy Farm Walk (D23 | OCR)



- ▶ Attractive entry price from \$1,276,000 & \$2,023 psf
- ▶ 2BR from \$1,276,000 (\$2,023 psf)
- ▶ 3BR from \$1,916,000 (\$2,021 psf)
- ▶ 4BR from \$2,448,000 (\$2,125 psf)
- ▶ 5BR from \$3,888,000 (\$2,345 psf)

LAUNCHING SOON



TOP SELLING PROJECTS



PENTHOUSES FOR SALE



PROJECTS WITH PROMO



PROJECTS WITH LIMITED UNITS



PROJECT DIRECTORY

CCR

RCR

OCR

COMMERCIAL

	499 Units + 3 Shops + Childcare Centre 99 LH	Lentor Gardens D26 OCR Kingsford Group	Target Preview 4 July Target Booking 18 July
	380 units 99 LH	Dunearn Road D11 CCR Frasers Property / Sekisui House / CSC Land	Target Preview July Target Booking July
	59 Units FH	Tannery Lane D13 RCR Providence Capital	Target Preview July Target Booking July
	47 Units FH	New Industrial Road D19 OCR JVA Venture	Target Preview July Target Booking July
	570 Units 99 LH	Lakeside Drive D22 OCR City Developments Limited	Target Preview Sep / Oct Target Booking Sep / Oct
	133 units FH	Bassein Road D11 CCR Far East Organization	Target Preview Sep / Oct Target Booking Sep / Oct
	1268 units 99 LH	Bright Hill Drive D20 RCR UOL / CapitalLand / Singapore Land Group	Target Preview Sep / Oct Target Booking Sep / Oct
	25 units FH	Leonie Hill D9 CCR Far East Organisation	Target Preview Nov 2026 Target Booking Nov 2026
	Est 230 units 99 LH	Holland Link D10 CCR Sim Lian Group	Target Preview 3Q 2026 Target Booking 3Q 2026
	11 units FH	Tung Po Avenue D27 OCR Aurum Gravis / Redbrick	Target Preview 3Q 2026 Target Booking 3Q 2026
	Est 84 units 99 LH <small>(Project name subject to confirmation)</small>	Keppel By Vista D04 CCR Keppel Land	Target Preview 3Q 2026 Target Booking 3Q 2026

UPCOMING EC Projects not affected by the new EC Policies

	Est 295 units 99 LH	Senja Close D23 OCR City Developments Limited	Target Preview 4Q 2026 Target Booking 4Q 2026
	Est 420 units 99 LH	Woodlands Drive 17 D25 OCR City Developments Limited	Target Preview 4Q 2026 Target Booking 4Q 2026
	Est 265 units 99 LH	Sembawang Road D27 OCR JBE Holdings	Target Preview 1Q 2027 Target Booking 1Q 2027
	Est 560 units 99 LH	Woodlands Drive 17 D25 OCR Sim Lian Group	Target Preview 1Q 2027 Target Booking 1Q 2027
	Est 430 units 99 LH	Miltonia Close D27 OCR Hoi Hup	Target Preview 2Q 2027 Target Booking 2Q 2027

PROJECT SPOTLIGHT

TOP SELLING PROJECTS

PENTHOUSES FOR SALE

PROJECTS WITH PROMO

PROJECTS WITH LIMITED UNITS

PROJECT DIRECTORY

CCR

RCR

OCR

COMMERCIAL

01 **209 UNITS SOLD**

Hudson Place Residences

Media Circle (D5 | RCR) Tenure: 99 LH

02 **33 UNITS SOLD**

One Marina Gardens

Marina Garden Lane (D1 | RCR) Tenure: 99 LH

03 **21 UNITS SOLD**

Narra Residences

Dairy Farm Walk (D23 | OCR) Tenure: 99 LH

04 **20 UNITS SOLD**

Union Square Residences

Havelock Road (D1 | RCR) Tenure: 99 LH

05 **19 UNITS SOLD**

Chuan Park

Lorong Chuan (D19 | OCR) Tenure: 99 LH

06 **17 UNITS SOLD**

The Continuum

Thiam Siew Avenue (D15 | RCR) Tenure: FH

07 **16 UNITS SOLD**

Coastal Cabana

Jalan Loyang Besar (D17 | OCR) Tenure: 99 LH

08 **13 UNITS SOLD**

Canberra Crescent Residences

Canberra Crescent (D27 | OCR) Tenure: 99 LH

PROJECT SPOTLIGHT

LAUNCHING SOON

PENTHOUSES FOR SALE

PROJECTS WITH PROMO

PROJECTS WITH LIMITED UNITS

PROJECT DIRECTORY

CCR

RCR

OCR

COMMERCIAL



Newport Residences (D1)
 #45-01 (SPH) | 12,960 sqft
 Price: \$103,680,000



Zyon Grand (D3)
 #62-01 (PH 2) | 2,756 sqft
 Price: \$11,000,000



Promenade Peak (D3)
 #63-10 (PH 2) | 4,144 sqft
 Price: \$25,000,000



Cape Royale (D4)
 #19-02 (SV 2) | 8,181 sqft
 Price: \$28,000,000



The Residences At W Singapore Sentosa Cove (D4)
 #06-33 (PH D4) | 6,297 sqft
 Price: \$10,856,000



Aurea (D7)
 #43-31 (PH 2) | 8,816 sqft
 Price: \$45,000,000



Aurea (D7)
 #43-32 (PH 1) | 5,608 sqft
 Price: \$27,000,000

19 Nassim



Additional \$120k discount for 1BR, with starting price of \$1,862,000

Seascape



DPS Payment Scheme Available (1 Year)
Starts from \$4,459,000
*T&C Applies

The Green Collection



DPS & EDPS Payment Scheme Available (12 Months)
Starts from \$7,250,000
*T&C Applies

The Residences At W Singapore Sentosa Cove



Enjoy 5% discount for PES & PH units only!
DPS & EDPS payment scheme available (1 Year) Starts from \$2,907,200
*T&C applies

Grand Dunman



1BR: \$20,000 Discount, priced at \$1,456,000
 1+S: \$30,000 Discount, price from \$1,412,000
 5BR Grand: \$70,000 Discount, price from \$5,162,000
 Penthouse: \$100,000 Discount, price from \$6,015,000

Penrith



\$55K Discount for #32-04, price at \$1,798,000

The Arcady at Boon Keng



For 3BR Premium (C4 units), FREE option to include a Dry Kitchen

The Continuum



One Price Promo for 1BR + S from level 15 to 17 at \$1,480,000

Discount \$480,000 for 5BR Prestige Stack 19 & 25 from level 3 to 5

The Hillshore



One Price Promo
 2BR #02-02 at \$1,888,000
 2BR 02-12 at \$1,600,000
 3BR (All Level 1 & 2) at \$2,488,000

Union Square Residences



Promo for Stack 3,8,10,11
 Save up to \$475,000!
 1BR + S (#12-10) priced at \$1,400,000
 2BR 2 Bath (#04-11) priced at \$1,890,000
 3BR (#10-03) price at \$2,658,000
 4BR (#10-08) priced at 4,279,000

PROJECT SPOTLIGHT



LAUNCHING SOON



TOP SELLING PROJECTS



PENTHOUSES FOR SALE



PROJECTS WITH LIMITED UNITS



PROJECT DIRECTORY

CCR

RCR

OCR

COMMERCIAL

GATE+



One Price Promo at \$833,000 for units #09-02 to #09-09

Keystone @ Mandai



Starbuy Units

- #05-04 | \$2,479,000
- #06-04 | \$2,437,000
- #07-04 | \$2,382,000
- #08-04 | \$2,287,000
- #09-04 | \$2,197,000

The Golden Mile



Starbuy Units
Premium Office

- Level 3 From \$5,780,900
- Level 4 From \$2,930,000
- Level 5 From \$2,860,000
- Level 6 From \$5,300,000
- Level 7 From \$6,970,000
- Loft Office Level 6 From \$4,830,000

Woods Square



Enjoy an Additional \$13,000 Discount + Waiver of Set-Up Cost Up to \$19,000 with Every Unit Purchase

Valid Until 30 June 2026

19 Nassim



D10 Last 5 Units!
1BR from \$1,862,000

21 Anderson



D10 Last 1 Unit!
2BR from \$10,000,000

Boulevard 88



D10 Last 1 Unit!
2BR + S from \$4,811,100

Eden Residences Capitol



D06 Last 2 Units
3BR from \$11,294,850

Grange 1866



D10 Last 2 Units!
1BR from \$1,718,000

Reignwood Hamilton Scotts



D09 Last 5 Units!
3BR from \$10,038,000

The Giverny Residences



D10 Last 4 Units!

3BR from \$5,975,000
4BR from \$9,566,000

The Ritz-Carlton



D09 Last 2 Units!

3BR from \$13,500,000
4BR from \$13,880,000

The Oceanfront @ Sentosa Cove



D04 Last 1 Unit!

4BR at \$4,200,000


Turquoise



D04 Last 1 Unit!

Penthouse at \$4,697,000

Watten House



D11 Last 1 Unit!

5BR from \$7,837,000

Atlassia



D15 Last 2 units!

2 + 1 BR from \$3,059,028
3 + 1 BR from \$2,804,578

Ardor Residence



D15 Last 4 units!

2BR + S from \$2,213,000
4BR from \$3,463,000
4BR + S from \$4,219,000

Canninghill Piers



D06 Last 7 units!

1BR + S at \$1,729,000
2BR + S at \$2,435,000
3BR from \$3,503,000
5BR Premium from \$8,648,000

Claydence



D15 Last 8 units!

1BR from \$1,657,800
2BR from \$2,744,000
3BR from \$2,905,200
4BR from \$5,626,400

Gems Ville



D14 Last 11 units!

2BR from \$1,598,000
3BR from \$2,138,000



LyndenWoods




D05 Last 1 unit!
3BR + S from \$3,435,000

Nava Grove



D21 Last 2 units!
2BR + S from \$2,176,900
4BR + S from \$3,932,500

Pinetree Hill



D21 Last 1 unit!
Penthouse from \$7,971,000

Tembusu Grand



D15 Last 7 units!
1BR from \$1,409,000
Penthouse from \$7,888,000

The Line @ Tanjong Rhu



D15 Last 8 units!
1BR from \$1,915,000
2BR from \$2,838,000
3BR from \$3,038,000
Penthouse from \$4,860,000

The Ranz



D08 Last 7 units!
2BR + Study from \$1,565,000
4BR Duplex from \$3,796,000

Bagnall Haus



D16 Last 9 Units!
1BR from \$1,367,000
4BR from \$3,209,000
5BR from \$3,829,000

Hillock Green



D26 Last 4 Units!
1BR from \$1,513,000
2BR + Study from \$2,137,000
2BR Classic from \$1,748,000

K Suites



D15 Last 2 Units!
4BR at \$2,847,800
Penthouse at \$4,042,800

Tengah Garden Residences



D24 Last 3 Units!
4BR from \$2,706,000

The LakeGarden Residences



D22 Last 3 Units!
3BR + S (Premium) from \$2,700,000
4BR at \$4,280,000

The Shorefront



D17 Last 10 Units!
2BR from \$1,525,000
3BR from \$1,780,000
4BR from \$2,880,000

Skies Miltonia



D27 Last 7 Units!

Penthouse from \$2,800,000
Townhouse from \$3,550,000

Springleaf Collection



D26 Last 2 Units!

5BR from \$6,380,000
6BR at \$7,280,000

Villa @ Greenbank Park



D21 Last 3 Units!

Semi-Detached from \$9,500,000
Bungalow at \$15,000,000

Villa @ Old Tampines Road



D17 Last 3 Units!

Semi-Detached from \$5,600,000
Bungalow at \$11,800,000

District 1 & 2

W Residences
Marina View - Singapore
Newport Residences

District 4

Seascape
The Green Collection
Cape Royale
The Oceanfront @ Sentosa Cove
The Residences at W Singapore Sentosa Cove
Turquoise

District 6 & 7

Concourse Skyline
Eden Residences Capitol
Midtown Bay
Aurea

District 9 Orchard Collection

River Green
The Robertson Opus
Reignwood
Hamilton Scotts
The Lumos
The Ritz-Carlton Residences
River Modern
The Collective at One Sophia

District 10 Orchard Collection

Boulevard 88
Grange 1866
UPPERHOUSE

District 10 Bukit Timah/ Holland Collection

19 Nassim
Jervois Prive
21 Anderson
Draycott 8
The Giverny Residences

District 11

Watten House
Greenwood Mews

District 1, 2 & 3

One Marina Gardens
Union Square Residences
TMW Maxwell
Penrith
Promenade Peak
Zyon Grand

District 5

Terra Hill
The Hillshore
LydenWoods
Hudson Place Residences

District 6 & 8

Canninghill Piers
The Ranz

District 12

The Arcady at Boon Keng
The Orie

District 14

Gems Ville
OCHO

District 15

Ardor Residence
Arina East Residences
Atlassia
Claydence
Grand Dunman
Tembusu Grand
The Continuum
The Line @ Tanjong Rhu
Meyer Blue

District 20 & 21

Artisan 8
8@BT
Nava Grove
Pinetree Hill
The Sen

District 5

ELTA
Faber Residence

District 15 & 16

K Suites
Bagnall Haus
Vela Bay
Pinery Residences
Kassia
The Shorefront
Parktown Residence
Villas @ Old Tampines Road
Chuan Park

District 21, 22 & 23

Villas @ Greenbank Park
J'den
Sora
The LakeGarden Residences
The Myst
Narra Residences

District 25, 26 & 27

Tengah Garden Residences
Norwood Grand
Hillock Green
Lentoria
Springleaf Residence
Springleaf Collection
Skies Miltonia
Canberra Crescent Residences
Alana

Executive Condominium

Coastal Cabana

Commercial/ Industrial

Cecil Place
Fortune Centre
The Golden Mile
TripleOne Somerset
One Sophia
Shoppes @ Ascent 456
Space 18
Harrison Food Building
The Venue Shoppes
Gourmet Xchange
Enterprise One
Eunos Teachnolink
Eunos Techpark 2
Richfield Enterprise Center
Shoppes @ Sky Eden
The Index
GATE+
The Westcom
Woods Square
CT FoodNEX
Keystone @ Mandai
Nordcom 1
Nordcom II



District 1 & 2

- 1 W Residences Marina View - Singapore
- 2 Newport Residences

District 4

- 3 Seascape
- 4 The Green Collection
- 5 Cape Royale
- 6 The Oceanfront @ Sentosa Cove
- 7 The Residences at W Singapore Sentosa Cove
- 8 Turquoise

District 6 & 7

- 9 Concourse Skyline
- 10 Eden Residences Capitol
- 11 Midtown Bay
- 12 Aurea

District 9 Orchard Collection

- 13 River Green
- 14 The Robertson Opus
- 15 Reignwood Hamilton Scotts
- 16 The Lumos
- 17 The Ritz-Carlton Residences

District 10 Orchard Collection

- 18 River Modern
- 19 The Collective at One Sophia
- 20 Boulevard 88
- 21 Grange 1866
- 22 UPPERHOUSE

District 10 Bukit Timah/Holland Collection

- 23 19 Nassim
- 24 Jervois Prive
- 25 21 Anderson
- 26 Draycott 8
- 27 The Giverny Residences

District 11

- 28 Watten House
- 29 Greenwood Mews

NO	PROJECT	Launch Date	District	% SOLD	TOTAL UNITS	UNITS AVAILABLE	STUDIO	1 BEDROOM	2 BEDROOM	3 BEDROOM	4 BEDROOM	5 BEDROOM	PENTHOUSE	LANDED	VILLA /SUITES
1	W Residences Marina View - Singapore	Jul-25	1	2.2%	683	666	0	171	296	102	31	63	3	0	0
2	Newport Residences	Jan-26	2	78.9%	246	52	0	27	1	6	17	0	1	0	0
3	Seascape	Mar-10	4	60.3%	151	39	0	0	0	24	7	0	8	0	0
4	The Green Collection	Feb-08	4	0%	20	0	0	0	0	0	0	0	0	0	0
5	The Oceanfront @ Sentosa Cove	Apr-07	4	0%	264	1	0	0	0	0	1	0	0	0	0
6	The Residences At W Singapore Sentosa Cove	Apr-24	4	64.9%	228	58	0	0	0	19	30	0	9	0	0
7	Turquoise	Oct-07	4	98.9%	91	1	0	0	0	0	0	0	1	0	0
8	Cape Royale	May-22	4	40.7%	302	88	0	0	0	67	16	0	5	0	0
9	Eden Residences Capitol	Oct-12	6	94.9%	39	2	0	0	0	0	0	0	2	0	0
10	Aurea	Mar-25	7	35.6%	188	118	0	0	42	13	47	16	0	0	0
11	Concourse Skyline	Sept-08	7	95.0%	360	14	0	7	0	1	4	0	0	1	1
12	Midtown Bay	Oct-19	7	68.0%	219	70	0	37	29	4	0	0	0	0	0
13	Reignwood Hamilton Scotts	Aug-22	9	3.57%	56	5	0	0	0	4	0	0	1	0	0
14	River Green	Aug'25	9	93.9%	524	32	0	17	12	3	0	0	0	0	0
15	River Modern	Mar-26	9	93.0%	455	32	0	0	16	8	8	0	0	0	0
16	The Collective At One Sophia	Jan-25	9	26.7%	367	269	11	94	132	32	0	0	0	0	0
17	The Lumos	Aug-07	9	62.3%	53	20	0	0	2	10	8	0	0	0	0
18	The Ritz-Carlton	Dec-07	9	91.4%	58	2	0	0	0	1	1	0	0	0	0
19	The Robertson Opus	Jul-25	9	58.9%	348	143	32	26	56	29	0	0	0	0	0
20	19 Nassim	Mar-20	10	95.1%	101	5	0	5	0	0	0	0	0	0	0
21	21 Anderson	Mar-25	10	88.9%	18	1	0	0	1	0	0	0	0	0	0
22	Boulevard 88	Mar-19	10	99.4%	154	1	0	0	1	0	0	0	0	0	0
23	Draycott 8	Jun-06	10	1.47%	136	21	0	0	0	0	20	0	1	0	0
24	Grange 1866	Apr-21	10	96.7%	60	2	0	2	0	0	0	0	0	0	0
25	Jervois Privé	Apr-19	10	39.5%	43	20	0	2	15	3	0	0	0	0	0
26	The Giverny Residences	Dec-25	10	33.3%	6	4	0	0	0	2	2	0	0	0	0
27	UPPERHOUSE at Orchard Boulevard	Jul-25	10	79.7%	301	61	0	27	21	0	13	0	0	0	0
28	Greenwood Mews	Jun-24	11	14.5%	62	53	0	0	0	0	53	0	0	0	0
29	Watten House	Nov-23	11	99.4%	180	1	0	0	0	0	0	1	0	0	0
						1781	43	415	624	328	258	80	31	1	1

*Updated as of 2 June 2026

PROJECT SPOTLIGHT

LAUNCHING SOON

TOP SELLING PROJECTS

PENTHOUSES FOR SALE

PROJECTS WITH PROMO

PROJECTS WITH LIMITED UNITS

PROJECT DIRECTORY

CCR

RCR

OCR

COMMERCIAL

NO	PROJECT	District	TOTAL UNITS	UNITS AVAILABLE	STUDIO	1 BEDROOM	2 BEDROOM	3 BEDROOM	4 BEDROOM	5 BEDROOM	PENTHOUSE	LANDED	VILLA /SUITES
1	W Residences Marina View - Singapore	1	683	666	-	538	710	1195	2250	2809	-	-	-
2	Newport Residences	2	246	52	-	431	753	980	2067	-	12960	-	-
3	Seascape	4	151	39	-	-	-	2164	2680	-	3380	-	-
4	The Green Collection	4	20	0	-	-	-	-	-	-	-	5640	-
5	The Oceanfront @ Sentosa Cove	4	264	1	-	-	-	-	2013	-	-	-	-
6	The Residences At W Singapore Sentosa Cove	4	228	58	-	-	-	1658	2067	-	2573	-	-
7	Turquoise	4	91	1	-	-	-	-	-	-	3111	-	-
8	Cape Royale	4	302	88	-	-	-	1679	2508	-	2939	-	-
9	Eden Residences Capitol	6	39	2	-	-	-	-	-	-	3003	-	-
10	Aurea	7	188	118	-	-	635	1001	1442	2863	-	-	-
11	Concourse Skyline	7	360	14	-	818	-	1668	2260	-	-	-	3272
12	Midtown Bay	7	219	70	-	409	732	1324	-	-	-	-	-
13	Reignwood Hamilton Scotts	9	56	5	-	-	-	2756	-	-	-	-	-
14	River Green	9	524	32	-	420	603	872	-	-	-	-	-
15	River Modern	9	455	32	-	-	538	797	1830	-	-	-	-
16	The Collective At One Sophia	9	367	269	452	484	646	1023	-	-	-	-	-
17	The Lumos	9	53	20	-	-	1173	2443	2432	-	-	-	-
18	The Ritz-Carlton	9	58	2	-	-	-	2831	2831	-	-	-	-
19	The Robertson Opus	9	348	143	431	495	689	990	-	-	-	-	-
20	19 Nassim	10	101	5	-	538	-	-	-	-	-	-	-
21	21 Anderson	10	18	1	-	-	3197	-	-	-	-	-	-
22	Boulevard 88	10	154	1	-	-	1313	-	-	-	-	-	-
23	Draycott 8	10	136	21	-	-	-	-	2896	-	-	-	-
24	Grange 1866	10	60	2	-	527	-	-	-	-	-	-	-
25	Jervois Privé	10	43	20	-	549	689	1389	-	-	-	-	-
26	The Giverny Residences	10	6	4	-	-	-	1841	2551	-	-	-	0
27	UPPERHOUSE at Orchard Boulevard	10	301	61	-	474	700	-	2056	-	-	-	-
28	Greenwood Mews	11	62	53	-	-	-	-	-	-	-	-	-
29	Watten House	11	180	1	-	-	-	-	-	2368	-	-	-

*Updated as of 2 June 2026

PROJECT SPOTLIGHT
LAUNCHING SOON
TOP SELLING PROJECTS
PENTHOUSES FOR SALE
PROJECTS WITH PROMO
PROJECTS WITH LIMITED UNITS
PROJECT DIRECTORY
CCR
RCR
OCR
COMMERCIAL

NO	PROJECT	District	TOTAL UNITS	UNITS AVAILABLE	STUDIO	1 BEDROOM	2 BEDROOM	3 BEDROOM	4 BEDROOM	5 BEDROOM	PENTHOUSE	LANDED	VILLA /SUITES
1	W Residences Marina View - Singapore	1	683	666	-	\$3,233	\$3,320	\$2,900	\$3,884	\$4,044	-	-	-
2	Newport Residences	2	246	52	-	\$3,042	\$3,057	\$3,099	\$4,006	-	\$8,000	-	-
3	Seascape	4	151	39	-	-	-	\$2,054	\$2,079	-	\$2,212	-	-
4	The Green Collection	4	20	0	-	-	-	-	-	-	-	\$1,190	-
5	The Oceanfront @ Sentosa Cove	4	264	1	-	-	-	-	\$2,086	-	-	-	-
6	The Residences At W Singapore Sentosa Cove	4	228	58	-	-	-	\$1,620	\$1,671	-	\$1,708	-	-
7	Turquoise	4	91	1	-	-	-	-	-	-	\$1,510	-	-
8	Cape Royale	4	302	88	-	-	-	\$1,930	\$2,145	-	\$2,119	-	-
9	Eden Residences Capitol	6	39	2	-	-	-	-	-	-	\$3,760	-	-
10	Aurea	7	188	118	-	-	\$2,757	\$2,664	\$2,830	\$3,397	-	-	-
11	Concourse Skyline	7	360	14	-	\$1,980	-	\$2,030	\$2,029	-	-	-	\$2,856
12	Midtown Bay	7	219	70	-	\$3,384	\$2,838	\$3,816	-	-	-	-	-
13	Reignwood Hamilton Scotts	9	56	5	-	-	-	\$3,642	-	-	-	-	-
14	River Green	9	524	32	-	\$3,343	\$3,574	\$3,581	-	-	-	-	-
15	River Modern	9	455	32	-	-	\$3,437	\$3,541	\$3,374	-	-	-	-
16	The Collective At One Sophia	9	367	269	\$2,761	\$2,798	\$2,780	\$2,866	-	-	-	-	-
17	The Lumos	9	53	20	-	-	\$2,536	\$2,417	\$2,484	-	-	-	-
18	The Ritz-Carlton	9	58	2	-	-	-	\$4,769	\$4,903	-	-	-	-
19	The Robertson Opus	9	348	143	\$3,220	\$3,248	\$3,294	\$3,199	-	-	-	-	-
20	19 Nassim	10	101	5	-	\$3,363	-	-	-	-	-	-	-
21	21 Anderson	10	18	1	-	-	\$3,128	-	-	-	-	-	-
22	Boulevard 88	10	154	1	-	-	\$3,664	-	-	-	-	-	-
23	Draycott 8	10	136	21	-	-	-	-	\$2,183	-	-	-	-
24	Grange 1866	10	60	2	-	\$2,843	-	-	-	-	-	-	-
25	Jervois Privé	10	43	20	-	\$3,020	\$3,050	\$3,141	-	-	-	-	-
26	The Giverny Residences	10	6	4	-	-	-	\$3,190	\$3,650	-	-	-	0
27	UPPERHOUSE at Orchard Boulevard	10	301	61	-	\$3,278	\$3,421	-	\$3,431	-	-	-	-
28	Greenwood Mews	11	62	53	-	-	-	-	-	-	-	-	-
29	Watten House	11	180	1	-	-	-	-	-	\$3,310	-	-	-

*Updated as of 2 June 2026

PROJECT SPOTLIGHT
LAUNCHING SOON
TOP SELLING PROJECTS
PENTHOUSES FOR SALE
PROJECTS WITH PROMO
PROJECTS WITH LIMITED UNITS
PROJECT DIRECTORY
CCR
RCR
OCR
COMMERCIAL

NO	PROJECT	District	TOTAL UNITS	UNITS AVAILABLE	STUDIO	1 BEDROOM	2 BEDROOM	3 BEDROOM	4 BEDROOM	5 BEDROOM	PENTHOUSE	LANDED	VILLA / SUITES
1	W Residences Marina View - Singapore	1	683	666	-	\$1,778,000	\$2,383,000	\$3,466,000	\$8,740,000	\$11,360,000	-	-	-
2	Newport Residences	2	246	52	-	\$1,423,000	\$2,302,000	\$3,548,000	\$8,280,000	-	\$103,680,000	-	-
3	Seascape	4	151	39	-	-	-	\$4,459,000	\$5,572,000	-	\$7,476,000	-	-
4	The Green Collection	4	20	0	-	-	-	-	-	-	-	\$7,250,000	-
5	The Oceanfront @ Sentosa Cove	4	264	1	-	-	-	-	\$4,200,000	-	-	-	-
6	The Residences At W Singapore Sentosa Cove	4	228	58	-	-	-	\$2,907,200	\$3,560,400	-	\$4,659,200	-	-
7	Turquoise	4	91	1	-	-	-	-	-	-	\$4,697,000	-	-
8	Cape Royale	4	302	88	-	-	-	\$3,541,000	\$5,380,000	-	\$6,229,000	-	-
9	Eden Residences Capitol	6	39	2	-	-	-	-	-	-	\$11,294,850	-	-
10	Aurea	7	188	118	-	-	\$1,787,900	\$2,666,600	\$4,080,510	\$9,726,890	-	-	-
11	Concourse Skyline	7	360	14	-	\$1,620,000	-	\$3,385,395	\$5,372,406	-	-	-	\$9,343,600
12	Midtown Bay	7	219	70	-	\$1,488,000	\$2,468,000	\$5,052,000	-	-	-	-	-
13	Reignwood Hamilton Scotts	9	56	5	-	-	-	\$10,038,000	-	-	-	-	-
14	River Green	9	524	32	-	\$1,390,000	\$2,155,000	\$3,123,000	-	-	-	-	-
15	River Modern	9	455	32	-	-	\$1,863,000	\$2,822,000	\$6,174,000	-	-	-	-
16	The Collective At One Sophia	9	367	269	\$1,248,000	\$1,608,000	\$1,846,000	\$2,932,000	-	-	-	-	-
17	The Lumos	9	53	20	-	-	\$2,975,000	\$6,032,000	\$6,040,000	-	-	-	-
18	The Ritz-Carlton	9	58	2	-	-	-	\$13,500,000	\$13,880,000	-	-	-	-
19	The Robertson Opus	9	348	143	\$1,388,000	\$1,608,000	\$2,317,000	\$3,213,000	-	-	-	-	-
20	19 Nassim	10	101	5	-	\$1,862,000	-	-	-	-	-	-	-
21	21 Anderson	10	18	1	-	-	\$10,000,000	-	-	-	-	-	-
22	Boulevard 88	10	154	1	-	-	\$4,811,100	-	-	-	-	-	-
23	Draycott 8	10	136	21	-	-	-	-	\$6,320,520	-	-	-	-
24	Grange 1866	10	60	2	-	\$1,718,000	-	-	-	-	-	-	-
25	Jervois Privé	10	43	20	-	\$1,658,000	\$2,115,000	\$4,363,000	-	-	-	-	-
26	The Giverny Residences	10	6	4	-	-	-	\$5,975,000	\$9,566,000	-	-	-	0
27	UPPERHOUSE at Orchard Boulevard	10	301	61	-	\$1,554,000	\$2,395,000	-	\$7,054,000	-	-	-	-
28	Greenwood Mews	11	62	53	-	-	-	-	-	-	-	-	-
29	Watten House	11	180	1	-	-	-	-	-	\$7,837,000	-	-	-

*Updated as of 2 June 2026

PROJECT SPOTLIGHT

LAUNCHING SOON

TOP SELLING PROJECTS

PENTHOUSES FOR SALE

PROJECTS WITH PROMO

PROJECTS WITH LIMITED UNITS

PROJECT DIRECTORY

CCR

RCR

OCR

COMMERCIAL

W Residences Marina View – Singapore (D1)

99 LH
Exp TOP: Q1 2029
[Virtual Tour](#)

📍 Marina View 🏠 Sales Gallery: Bayfront Avenue

1 BEDROOM	2 BEDROOM	3 BEDROOM
538-570 sqft \$1,778,000 - \$2,418,000 \$3,233 - \$4,242 psf	710 - 850 sqft \$2,383,000 - \$3,508,000 \$3,320 - \$4,208 psf	1195 - 1249 sqft \$3,466,000 - \$5,183,000 \$2,900 - \$4,150 psf
4 BEDROOM	5 BEDROOM	
2250 sqft \$8,740,000 - \$10,723,000 \$3,884 - \$4,766 psf	2809 sqft \$11,360,000 - \$14,288,000 \$4,044 - \$5,087 psf	

Newport Residences (D2)

99 LH
Exp TOP: Q1 2029
[Virtual Tour](#)

📍 Anson Road 🏠 Sales Gallery: Shenton Way

1 BEDROOM	2 BEDROOM	3 BEDROOM
431 - 581 sqft \$1,423,000 - \$1,837,000 \$3,042 - \$3,422 psf	753 sqft \$2,302,000 \$3,057 psf	980 – 1206 sqft \$3,548,000 - \$3,792,000 \$3,099 - \$3,654 psf
4 BEDROOM	PENTHOUSE	
2067 sqft \$8,280,000 - \$9,960,000 \$4,006 - \$4,819 psf	12,960 sqft \$103,680,000 \$8,000 psf	

Cape Royale (D4)

99 LH
Completed
Virtual Tour

📍 Cove Way 🏠 Sales Gallery: Cove Way

3 BEDROOM	4 BEDROOM	PENTHOUSE
1679 - 2077 sqft	2508 - 2530 sqft	2939 - 3391 sqft
\$3,541,000 - \$4,383,000	\$5,380,000 - \$5,963,000	\$6,229,000 - \$7,195,000
\$1,930 - \$2,301 psf	\$2,145 - \$2,378 psf	\$2,119 - \$2,122 psf

Seascape (D4)

99 LH
Completed
Virtual Tour

📍 Cove Way 🏠 Sales Gallery: Cove Way

3 BEDROOM	4 BEDROOM	PENTHOUSE
2164 - 2336 sqft	2680 - 4069 sqft	3380 - 4241 sqft
\$4,459,000 - \$5,033,000	\$5,572,000 - \$9,905,000	\$7,476,000 - \$9,496,000
\$2,054 - \$2,300 psf	\$2,079 - \$2,434 psf	\$2,212 - \$2,239 psf

The Green Collection (D4)

99 LH
Completed
Virtual Tour

📍 Cove Drive 🏠 Sales Gallery: Cove Drive

LANDED		
TYPE A	TYPE B	TYPE C
5683 - 6157 sqft	5942 - 6114 sqft	6222 - 7169 sqft
From \$7,250,000	From \$7,500,000	From \$7,800,000
From \$1,227 psf	From \$1,262 psf	From \$1,190 psf



The Oceanfront @ Sentosa Cove (D4)

99 LH
Completed

📍 Ocean Drive 🏠 Sales Gallery: Ocean Drive

4 BEDROOM

2013 sqft
\$4,200,000
\$2,086 psf

The Residences At W Singapore Sentosa Cove (D4)

99 LH
Completed
Virtual Tour

📍 Ocean Way 🏠 Sales Gallery: Ocean Way

3 BEDROOM

\$1,620 - \$1,892 psf
\$2,907,200 - \$4,452,800
1658 - 2551 sqft

4 BEDROOM

2067 - 2486 sqft
\$3,560,400 - \$4,521,800
\$1,671 - \$1,919 psf

PENTHOUSE

2573 - 6297 sqft
\$4,659,200 - \$10,856,000
\$1,708 - \$1,984 psf

Turquoise (D4)

99 LH
Completed
Virtual Tour

📍 Cove Drive 🏠 Sales Gallery: Cove Drive

PENTHOUSE

3111 sqft
\$4,697,000
\$1,510 psf

Eden Residences Capitol (D6)

99 LH
Completed
Virtual Tour

📍 Stamford Road 🏠 Sales Gallery: Stamford Road

PENTHOUSE

3003 – 3004 sqft

\$11,294,850 - \$11,313,750

\$3,760 - \$3,767 psf

Aurea (D7)

99 LH
Exp TOP: Q2'29
Virtual Tour

📍 Beach road 🏠 Sales Gallery: Central Lane 1

2 BEDROOM

635-710 sqft

\$1,787,900 -
\$2,085,900

\$2,757 - \$3,072 psf

3 BEDROOM

1001 sqft

\$2,666,600 -
\$3,058,600

\$2,664 - \$3,056 psf

4 BEDROOM

1442 - 1798 sqft

\$4,080,510 -
\$5,723,390

\$2,830 - \$3,183 psf

5 BEDROOM

2863 - 3251 sqft

\$9,726,890 -
\$12,498,122

\$3,397 - \$3,844 psf

Concourse Skyline (D7)

99 LH
Completed

📍 Beach Road 🏠 Sales Gallery: Beach Road

1 BEDROOM

818 – 1141 sqft

\$1,620,000 -
\$2,579,430

\$1,980 - \$2,351 psf

3 BEDROOM

1668 sqft

\$3,385,395

\$2,030 psf

4 BEDROOM

2260 - 4618 sqft

\$5,372,406
- \$10,389,954

\$2,029 - \$2,673 psf

VILLA/SUITES

3272 sqft

\$9,343,600

\$2,856 psf

Midtown Bay (D7)

99 LH
Est. TOP: Q2'24
Virtual Tour

📍 Beach Road 🏠 Sales Gallery: Beach Road

1 BEDROOM

409 - 484 sqft

\$1,488,000 - \$2,020,000

\$3,384 - \$4,194 psf

2 BEDROOM

732 - 1152 sqft

\$2,468,000 - \$4,108,000

\$2,838 - \$4,016 psf

3 BEDROOM

1324 sqft

\$5,052,000 - \$5,452,000

\$3,816 - \$4,118 psf

River Green (D9)

99 LH

Exp TOP: Q1 2029

[Virtual Tour](#)

River Valley Green Sales Gallery: Along Leonie Hill (Opposite the Lumos)

1 BEDROOM	2 BEDROOM	3 BEDROOM
420 - 452 sqft	607 - 657 sqft	872 sqft
\$1,404,000 - \$1,554,000	\$2,155,000 - \$2,409,000	\$3,123,000 - \$3,159,000
\$3,343 - \$3,519 psf	\$3,574 - \$3,667 psf	\$3,581 - \$3,623 psf

River Modern (D9)

99 LH

Exp TOP: Q2 2030

[Virtual Tour](#)

River Valley Green Sales Gallery: Havelock Road

2 BEDROOM	3 BEDROOM	4 BEDROOM
538 - 646 sqft	797 - 904 sqft	1830 sqft
\$1,863,000 - \$2,298,000	\$2,822,000 - \$3,412,000	\$6,174,000 - \$7,074,000
\$3,437 - \$3,608 psf	\$3,541 - \$3,774 psf	\$3,374 - \$3,866 psf

The Robertson Opus (D9)

999 LH

Exp TOP: Q2 2030

[Virtual Tour](#)

Unity Street Sales Gallery: River Valley Green (Opp River Valley Pri Sch)

STUDIO	1 BEDROOM	2 BEDROOM	3 BEDROOM
431 sqft	495 sqft	689 - 721 sqft	990 - 1023 sqft
\$1,388,000 - \$1,442,000	\$1,608,000 - \$1,709,000	\$2,317,000 - \$2,647,000	\$3,213,000 - \$3,474,000
\$3,220 - \$3,346 psf	\$3,248 - \$3,453 psf	\$3,294 - \$3,671 psf	\$3,199 - \$3,509 psf

Reignwood Hamilton Scotts (D9)

FH
Completed

📍 Scotts Road 🏠 Sales Gallery: Scotts Road

3 BEDROOM

2756 sqft
 \$10,038,000 - \$10,618,800
 \$3,642 - \$3,853 psf

The Lumos (D9)

FH
Completed
Virtual Tour

📍 Leonie Hill 🏠 Sales Gallery: Leonie Hill

2 BEDROOM

1173 sqft
 \$2,975,000 - \$3,005,000
 \$2,536 - \$2,562 psf

3 BEDROOM

2443 - 2593 sqft
 \$6,032,000 - \$6,455,000
 \$2,417 - \$2,642 psf

4 BEDROOM

2432 - 3422 sqft
 \$6,040,000 - \$9,554,000
 \$2,484 - \$2,921 psf

The Ritz-Carlton (D9)

FH
Completed
Virtual Tour

Cairnhill Road Sales Gallery: Cairnhill Road

3 BEDROOM

2831 sqft

\$13,500,000

\$4,769 psf

4 BEDROOM

2831 sqft

\$13,880,000

\$4,903 psf

The Collective at One Sophia (D9)

99 LH
Exp TOP: Dec'29
Virtual Tour

Sophia Road Sales Gallery: Prinsep Street (Opposite sunshine plaza)

STUDIO

452 sqft

\$1,248,000 –
\$1,289,000

\$2,761 - \$2,852 psf

1 BEDROOM

484-549 sqft

\$1,390,000 –
\$1,611,000

\$2,798 - \$3,081 psf

2 BEDROOM

646 - 764 sqft

\$1,846,000 –
\$2,338,000

\$2,780 - \$3,060 psf

3 BEDROOM

1023-1249 sqft

\$2,932,000 -
\$3,764,000

\$2,866 - \$3,068 psf

Boulevard 88 (D10)

FH

Completed

Virtual Tour

📍 Orchard Boulevard 🏠 Sales Gallery: Showflat Closed

2 BEDROOM

LAST UNIT!

1313 sqft
\$4,811,100
\$3,664 psf

Grange 1866 (D10)

FH

Exp TOP: Dec'26

Virtual Tour

📍 Grange Road 🏠 Sales Gallery: Along Cuscaden Walk

1 BEDROOM

527 - 700 sqft
\$1,718,000 - \$1,990,000
\$2,843 - \$3,260 psf

UPPERHOUSE at Orchard Boulevard (D10)

99 LH

Exp TOP Q2 2028

Virtual Tour

📍 Orchard Boulevard 🏠 Sales Gallery: Along Tomlinson Road

1 BEDROOM

474 sqft
\$1,554,000 - \$1,697,000
\$3,278 - \$3,580 psf

2 BEDROOM

700 sqft
\$2,395,000 - \$2,536,000
\$3,421- \$3,623 psf

4 BEDROOM

2056 sqft
\$7,054,000 - \$7,970,000
\$3,431- \$3,876 psf

19 Nassim (D10)

99 LH

Completed

📍 Nassim Hill 🏠 Sales Gallery: Nassim Hill

1 BEDROOM538 - 570 sqft
\$1,862,000 - \$1,965,000
\$3,363 - \$3,698 psf**21 Anderson (D10)**

FH

Exp TOP Q4'2025

📍 Anderson Road 🏠 Sales Gallery: Anthony Road

2 BEDROOM3197 sqft
\$10,000,000
\$3,128 psf**Draycott 8 (D10)**

99 LH

Completed

📍 Draycott Park 🏠 Sales Gallery: Anthony Road

4 BEDROOM2896 - 2906 sqft
\$6,320,520 - \$7,061,580
\$2,183 - \$2,430 psf**LAST UNIT!**

Jervois Prive (D10)

FH
Completed

Jervois Road Sales Gallery: Closed

1 BEDROOM

549 – 635 sqft
\$1,658,000 - \$1,930,000
\$3,020 - \$3,039 psf

2 BEDROOM

689 – 807 sqft
\$2,115,000 - \$2,644,000
\$3,050 - \$3,292 psf

3 BEDROOM

1389 sqft
\$4,363,000 - \$4,415,000
\$3,141 - \$3,179 psf

The Giverny Residences (D10)

99 LH
Completed
Virtual Tour

Robin Drive Sales Gallery: Robin Drive

3 BEDROOM

1841-1873 sqft
\$5,975,000 - \$5,982,000
\$3,190 - \$3,249 psf

4 BEDROOM

2551-2734 sqft
\$9,566,000 - \$9,979,000
\$3,650 - \$3,750 psf

Greenwood Mews (D10)

103 LH

Completed

Virtual Tour

📍 Greenwood Avenue 🏠 Sales Gallery: Greenwood Avenue

4 BEDROOM + GUEST ROOM

3100-3154 sqft
\$4,170,042 - \$4,688,149
\$1,322 - \$1,512 psf

Watten House (D11)

Freehold

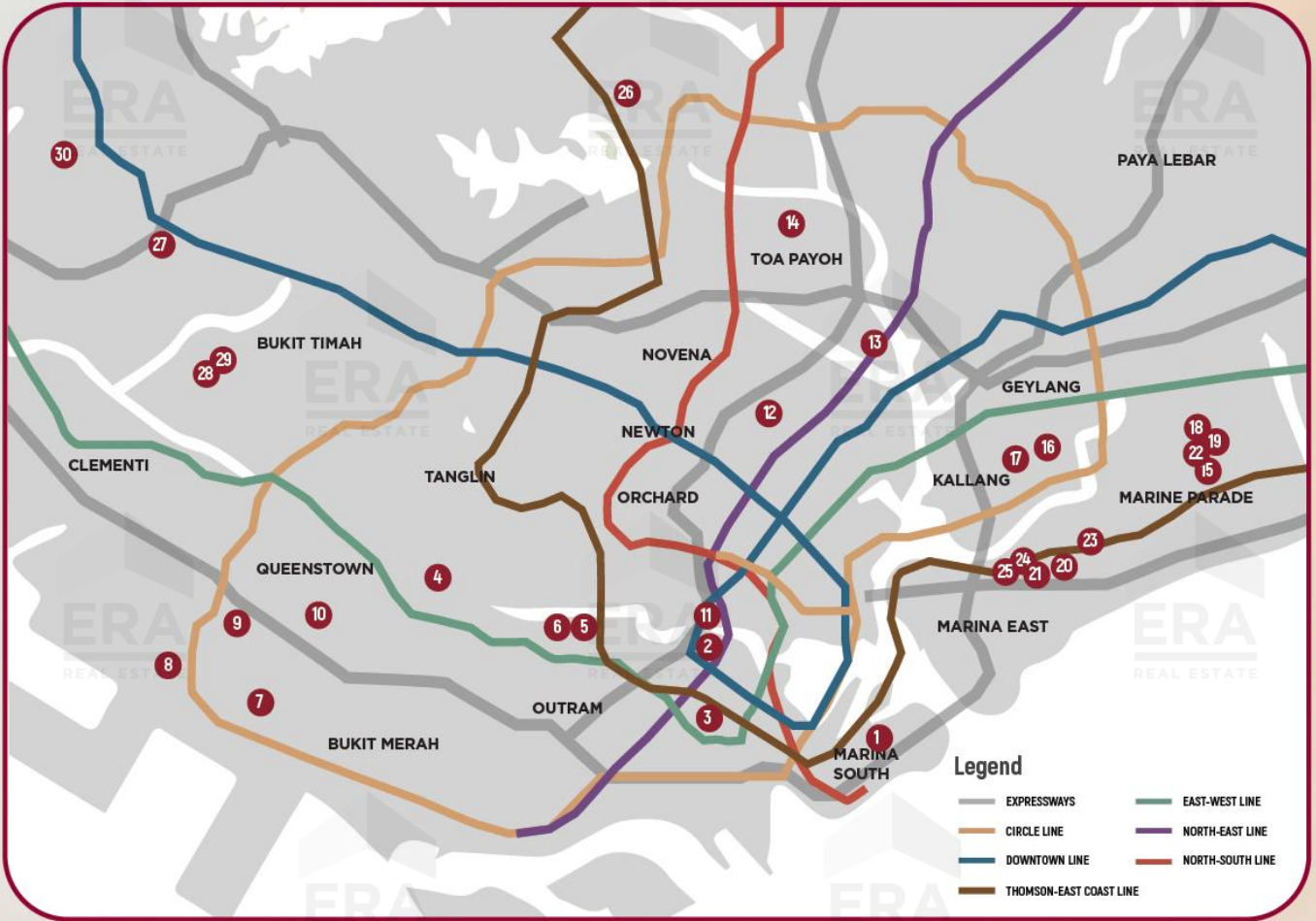
Exp TOP: Jun'27

Virtual Tour

📍 Shelford Road 🏠 Sales Gallery: Holland Road

5 BEDROOM

2368 sqft
\$7,837,000
\$3,310 psf



District 1

- 1 One Marina Gardens
- 2 Union Square Residences

District 2 & 3

- 3 TMW Maxwell
- 4 Penrith
- 5 Promenade Peak
- 6 Zyon Grand

District 5

- 7 Terra Hill
- 8 The Hillshore
- 9 LyndenWoods
- 10 Hudson Place Residences

District 6 & 8

- 11 Canninghill Piers
- 12 The Ranz

District 12

- 13 The Arcady at Boon Keng
- 14 The Orie

District 14

- 15 Gems Ville
- 16 OCHO

District 15

- 17 Ardor Residence
- 18 Atlassia
- 19 Claydence
- 20 Grand Dunman
- 21 Meyer Blue
- 22 Tembusu Grand
- 23 The Continuum
- 24 The Line @ Tanjong Rhu
- 25 Arina East Residences

District 20 & 21

- 26 Artisan 8
- 27 8@BT
- 28 Nava Grove
- 29 Pinetree Hill
- 30 The Sen

Existing Project Supply

NO	PROJECT	LAUNCH DATE	DISTRICT	% SOLD	TOTAL UNITS	UNITS AVAILABLE	STUDIO	1 BEDROOM	2 BEDROOM	3 BEDROOM	4 BEDROOM	5 BEDROOM	6 BEDROOM	PENTHOUSE	VILLA /SUITES
1	One Marina Gardens	Apr-25	1	68.0%	937	298	0	0	168	120	10	0	0	0	0
2	Union Square Residences	Nov-24	1	45.9%	366	198	0	58	88	20	31	0	0	0	1
3	TMW Maxwell	Aug-23	2	1.54%	324	319	198	72	49	0	0	0	0	0	0
4	Penrith	Oct-25	3	97.8%	462	10	0	0	10	0	0	0	0	0	0
5	Promenade Peak	Jul-25	3	72.0%	596	163	0	39	81	8	20	15	0	0	0
6	Zyon Grand	Oct-25	3	89.2%	706	76	0	28	10	6	13	18	0	1	0
7	Hudson Place Residences	May-26	5	64.2%	327	117	0	0	47	27	39	2	2	0	0
8	LyndenWoods	Aug-25	5	99.7%	343	1	0	0	0	1	0	0	0	0	0
9	Terra Hill	Feb-23	5	72.2%	270	75	0	0	1	35	31	8	0	0	0
10	The Hillshore	Apr-24	5	18.6%	59	47	0	0	14	23	8	3	0	0	0
11	Canninghill Piers	Nov-21	6	99.0%	696	7	0	0	5	0	2	0	0	0	0
12	The Ranz	Jul-25	8	58.8%	17	6	0	0	5	1	0	0	0	2	0
13	The Arcady at Boon Keng	Jan-24	12	57.6%	172	69	0	0	28	36	5	0	0	0	0
14	The Orie	Jan-25	12	95.2%	777	36	0	28	0	8	0	0	0	0	0
15	Gems Ville	Feb-23	14	54.2%	24	11	0	6	2	5	0	0	0	0	0
16	OCHO	Jun'25	14	10.0%	20	16	0	7	9	2	2	0	0	0	0
17	Ardor Residence	Mar-24	15	88.6%	35	4	0	0	2	0	2	0	0	0	0
18	Arina East Residences	Jun-25	15	80.4%	107	21	0	0	8	3	10	0	0	0	0
19	Atlassia	May-22	15	92.3%	39	2	0	1	0	1	0	0	0	4	0
20	Claydence	Feb-23	15	71.4%	28	8	0	2	1	3	2	0	0	0	0
21	Grand Dunman	Jul-23	15	91.4%	1008	86	0	61	0	0	0	25	0	0	0
22	Meyer Blue	Sept-24	15	77.9%	226	50	0	0	0	1	38	11	0	0	0
23	Tembusu Grand	Apr-23	15	98.9%	638	7	0	5	0	0	0	2	0	0	0
24	The Continuum	May-23	15	94.9%	816	42	0	3	0	4	12	23	0	0	0
25	The Line @ Tanjong Rhu	Dec-16	15	93.9%	130	8	0	1	2	4	1	0	0	0	0
26	Artisan 8	Aug-25	20	57.1%	42	14	0	4	3	1	5	1	0	0	0
27	8@BT	Sept-24	21	69.6%	158	48	0	3	15	4	26	0	0	2	0
28	Nava Grove	Nov-24	21	99.6%	552	2	0	0	1	0	1	0	0	0	0
29	Pinetree Hill	Jul-23	21	99.8%	520	1	0	0	0	0	0	0	0	1	0
30	The Sen	Nov-25	21	38.6%	347	212	0	0	105	74	33	0	0	0	0

10742 2135 198 304 748 453 308 96 2 25 1

*Updated as of 2 June 2026



- PROJECT SPOTLIGHT
- LAUNCHING SOON
- TOP SELLING PROJECTS
- PENTHOUSES FOR SALE
- PROJECTS WITH PROMO
- PROJECTS WITH LIMITED UNITS

NO	PROJECT	DISTRICT	TOTAL UNITS	UNITS AVAILABLE	STUDIO	1 BEDROOM	2 BEDROOM	3 BEDROOM	4 BEDROOM	5 BEDROOM	PENTHOUSE	VILLA /SUITES
1	One Marina Gardens	1	937	298	-	-	646	904	1647	-	-	-
2	Union Square Residences	1	366	198	-	463	700	990	1518	-	-	2476
3	TMW Maxwell	2	324	319	474	517	786	-	-	-	-	-
4	Penrith	3	462	10	-	-	614	-	-	-	-	-
5	Promenade Peak	3	596	163	-	527	678	1033	1421	1884	-	-
6	Zyon Grand	3	706	76	-	474	721	818	1421	1819	2756	-
7	Hudson Place Residences	5	327	117	-	-	646	1023	1432	1755	2164	-
8	LyndenWoods	5	343	1	-	-	-	1292	-	-	-	-
9	Terra Hill	5	270	75	-	-	678	969	1335	2120	-	-
10	The Hillshore	5	59	47	-	-	743	1055	1475	-	904	-
11	Canninghill Piers	6	696	7	-	538	732	1130	-	2788	-	-
12	The Ranz	8	17	6	-	-	689	-	2357	-	-	-
13	The Arcady at Boon Keng	12	172	69	-	-	678	1087	1410	-	2433	-
14	The Orië	12	777	36	-	517	-	1130	-	-	-	-
15	Gems Ville	14	24	11	-	-	797	1130	-	-	-	-
16	OCHO	14	20	16	-	-	700	840	1205	-	-	-
17	Ardor Residence	15	35	4	-	-	861	-	1292	-	-	-
18	Arina East Residences	15	107	21	-	-	678	1087	1324	-	-	-
19	Atlassia	15	39	2	-	-	1292	1141	-	-	-	-
20	Claydence	15	28	8	-	614	-	1076	-	-	980	-
21	Grand Dunman	15	1008	86	-	549	893	-	-	2131	2336	-
22	Meyer Blue	15	226	50	-	-	-	1141	1518	1905	-	-
23	Tembusu Grand	15	638	7	-	527	-	-	-	-	2691	-
24	The Continuum	15	816	42	-	560	-	1076	1496	1905	-	-
25	The Line @ Tanjong Rhu	15	130	8	-	829	1044	1184	-	-	2874	-
26	Artisan 8	20	42	14	-	495	732	1023	1313	1884	-	-
27	8@BT	21	158	48	-	517	624	1001	1356	-	1356	-
28	Nava Grove	21	552	2	-	-	786	-	1464	-	-	-
29	Pinetree Hill	21	520	1	-	-	-	-	-	-	2874	-
30	The Sen	21	347	212	-	-	678	872	1453	-	-	-

*Updated as of 2 June 2026

PROJECT SPOTLIGHT



LAUNCHING SOON



TOP SELLING PROJECTS



PENTHOUSES FOR SALE



PROJECTS WITH PROMO



PROJECTS WITH LIMITED UNITS



PROJECT DIRECTORY

CCR

RCR

OCR

COMMERCIAL

NO	PROJECT	DISTRICT	TOTAL UNITS	UNITS AVAILABLE	STUDIO	1 BEDROOM	2 BEDROOM	3 BEDROOM	4 BEDROOM	5 BEDROOM	6 BEDROOM	PENTHOUSE	VILLA /SUITES
1	One Marina Gardens	1	937	298	-	-	\$2,828	\$2,781	\$2,898	-	-	-	-
2	Union Square Residences	1	366	198	-	\$2,767	\$2,662	\$2,651	\$2,739	-	-	-	3837
3	TMW Maxwell	2	324	319	\$2,776	\$2,640	\$2,833	-	-	-	-	-	-
4	Penrith	3	462	10	-	-	\$2,928	-	-	-	-	-	-
5	Promenade Peak	3	596	163	-	\$2,775	\$2,847	\$3,110	\$3,261	\$3,417	-	-	-
6	Zyon Grand	3	706	76	-	\$3,065	\$3,209	\$3,379	\$3,313	\$3,308	-	\$3,991	-
7	Hudson Place Residences	5	327	117	-	-	\$2,562	\$2,396	\$2,443	\$2,623	\$2,699	-	-
7	LyndenWoods	5	343	1	-	-	-	\$2,659	-	-	-	-	-
8	Terra Hill	5	270	75	-	-	\$2,866	\$2,274	\$2,340	\$2,576	-	-	-
9	The Hillshore	5	59	47	-	-	\$2,277	\$2,243	\$2,657	-	-	\$2,348	-
10	Canninghill Piers	6	696	7	-	\$3,214	\$3,327	\$3,100	-	\$3,102	-	-	-
11	The Ranz	8	17	6	-	-	\$2,227	-	\$1,611	-	-	-	-
12	The Arcady at Boon Keng	12	172	69	-	-	\$2,589	\$2,419	\$2,691	-	-	\$2,937	-
13	The Orië	12	777	36	-	\$2,838	-	\$2,676	-	-	-	-	-
14	Gems Ville	14	24	11	-	-	\$2,005	\$1,892	-	-	-	-	-
15	OCHO	14	20	16	-	-	\$2,120	\$1,813	\$1,863	-	-	-	-
16	Ardor Residence	15	35	4	-	-	\$2,570	-	\$2,376	-	-	-	-
17	Arina East Residences	15	107	21	-	-	\$2,711	\$3,040	\$2,863	-	-	-	-
18	Atlassia	15	39	2	-	-	\$2,368	\$2,458	-	-	-	-	-
19	Claydence	15	28	8	-	\$2,700	-	\$2,600	-	-	-	\$2,600	-
20	Grand Dunman	15	1008	86	-	\$2,373	\$2,291	-	-	\$2,422	-	\$2,517	-
21	Meyer Blue	15	226	50	-	-	-	\$3,112	\$2,983	\$3,034	-	-	-
22	Tembusu Grand	15	638	7	-	\$2,393	-	-	-	-	-	\$2,931	-
23	The Continuum	15	816	42	-	\$2,643	-	\$2,750	\$2,651	\$2,670	-	-	-
24	The Line @ Tanjong Rhu	15	130	8	-	\$2,310	\$2,611	\$2,194	-	-	-	\$1,689	-
25	Artisan 8	20	42	14	-	\$2,579	\$2,360	\$2,363	\$2,309	\$2,366	-	-	-
26	8@BT	21	158	48	-	\$2,849	\$2,574	\$2,540	\$2,508	-	-	\$3,277	-
27	Nava Grove	21	552	2	-	-	\$2,770	-	\$2,686	-	-	-	-
28	Pinetree Hill	21	520	1	-	-	-	-	-	-	-	\$2,773	-
29	The Sen	21	347	212	-	-	\$2,234	\$2,229	\$2,374	-	-	-	c

*Updated as of 2 June 2026

PROJECT SPOTLIGHT



LAUNCHING SOON



TOP SELLING PROJECTS



PENTHOUSES FOR SALE



PROJECTS WITH PROMO



PROJECTS WITH LIMITED UNITS



PROJECT DIRECTORY

CCR

RCR

OCR

COMMERCIAL

NO	PROJECT	DISTRICT	TOTAL UNITS	UNITS AVAILABLE	STUDIO	1 BEDROOM	2 BEDROOM	3 BEDROOM	4 BEDROOM	5 BEDROOM	6 BEDROOM	PENTHOUSE	VILLA /SUITES
1	One Marina Gardens	1	937	298	-	-	\$1,879,900	\$2,559,300	\$4,773,400	-	-	-	-
2	Union Square Residences	1	366	198	-	\$1,400,000	\$1,890,000	\$2,624,000	\$4,158,000	-	-	-	\$9,500,000
3	TMW Maxwell	2	324	319	\$1,316,000	\$1,502,000	\$2,227,000	-	-	-	-	-	-
4	Penrith	3	462	10	-	-	\$1,798,000	-	-	-	-	-	-
5	Promenade Peak	3	596	163	-	\$1,462,300	\$2,058,100	\$3,212,700	\$4,634,300	\$6,436,800	-	-	-
6	Zyon Grand	3	706	76	-	\$1,453,000	\$2,314,000	\$2,746,000	\$4,708,000	\$6,018,000	-	\$11,000,000	-
7	Hudson Place Residences	5	327	117	-	-	\$1,685,000	\$2,451,000	\$3,499,000	\$4,629,000	\$5,840,000	\$2,314,000	-
7	LyndenWoods	5	343	1	-	-	-	\$3,435,000	-	-	-	-	-
8	Terra Hill	5	270	75	-	-	\$1,943,000	\$2,486,000	\$3,529,000	\$5,574,000	-	-	-
9	The Hillshore	5	59	47	-	-	\$1,888,000	\$2,488,000	\$3,919,000	-	-	\$2,187,000	-
10	Canninghill Piers	6	696	7	-	-	\$2,435,000	\$3,503,000	-	\$8,648,000	-	-	-
11	The Ranz	8	17	6	-	-	\$1,565,000	-	\$3,796,000	-	-	-	-
12	The Arcady at Boon Keng	12	172	69	-	-	\$1,945,000	\$2,767,000	\$3,794,000	-	-	\$7,163,000	-
13	The Orié	12	777	36	-	\$1,467,000	-	\$3,024,000	-	-	-	-	-
14	Gems Ville	14	24	11	-	-	\$1,598,000	\$2,138,000	-	-	-	-	-
15	OCHO	14	20	16	-	-	\$1,483,762	\$1,861,100	\$2,245,299	-	-	-	-
16	Ardor Residence	15	35	4	-	-	\$2,213,000	-	\$3,463,000	-	-	-	-
17	Arina East Residences	15	107	21	-	-	\$2,028,000	\$3,305,000	\$3,977,000	-	-	-	-
18	Atlassia	15	39	2	-	-	\$3,059,028	\$2,804,578	-	-	-	-	-
19	Claydence	15	28	8	-	\$1,657,800	-	\$2,905,200	-	-	-	\$2,744,000	-
20	Grand Dunman	15	1008	86	-	\$1,412,000	\$2,046,000	-	-	\$5,162,000	-	\$6,015,000	-
21	Meyer Blue	15	226	50	-	-	-	\$3,551,000	\$4,528,000	\$5,780,000	-	-	-
22	Tembusu Grand	15	638	7	-	\$1,409,000	-	-	-	-	-	\$7,888,000	-
23	The Continuum	15	816	42	-	\$1,480,000	-	\$2,959,000	\$4,103,000	\$5,087,000	-	-	-
24	The Line @ Tanjong Rhu	15	130	8	-	\$1,915,000	\$2,838,000	\$3,038,000	-	-	-	\$4,860,000	-
25	Artisan 8	20	42	14	-	\$1,292,000	\$1,771,000	\$2,417,000	\$3,156,000	\$4,458,000	-	-	-
26	8@BT	21	158	48	-	\$1,473,000	\$1,892,000	\$2,817,000	\$3,646,000	-	-	\$4,443,000	-
27	Nava Grove	21	552	2	-	-	\$2,176,900	-	\$3,932,500	-	-	-	-
28	Pinetree Hill	21	520	1	-	-	-	-	-	-	-	\$7,971,000	-
29	The Sen	21	347	212	-	-	\$1,546,000	\$2,028,000	\$3,450,000	-	-	-	-

*Updated as of 2 June 2026

PROJECT SPOTLIGHT



LAUNCHING SOON



TOP SELLING PROJECTS



PENTHOUSES FOR SALE



PROJECTS WITH PROMO



PROJECTS WITH LIMITED UNITS



PROJECT DIRECTORY

CCR

RCR

OCR

COMMERCIAL

One Marina Gardens (D1)

99 LH
Exp TOP: Apr'29
Virtual Tour

📍 Marina Garden Lane 🏠 Sales Gallery: Marina Garden Drive

2 BEDROOM	3 BEDROOM	4 BEDROOM
646 - 732 sqft \$1,879,900 - \$2,255,900 \$2,828 - \$3,142 psf	904 - 1238 sqft \$2,559,300 - \$3,727,100 \$2,781 - \$3,124 psf	1647 sqft \$4,773,400 - \$5,268,000 \$2,898 - \$3,199 psf

Union Square Residences (D1)

99 LH
Exp TOP: Mar'31
Virtual Tour

📍 Havelock Road 🏠 Sales Gallery: Merchant Loop

1 BEDROOM	2 BEDROOM	3 BEDROOM
463 - 506 sqft \$1,400,000 - \$1,819,000 \$2,767 - \$3,595 psf	700 - 743 sqft \$1,890,000 - \$2,554,000 \$2,662 - \$3,437 psf	990 - 1066 sqft \$2,624,000 - \$3,255,000 \$2,651 - \$3,053 psf
4 BEDROOM	VILLA / SUITES	
1518 sqft \$4,158,000 - \$4,698,000 \$2,739 - \$3,095 psf	2476 sqft \$9,500,000 \$3,837 psf	

TMW Maxwell (D2)

99 LH
Exp TOP: Jun'28
Virtual Tour

📍 Tras Street 🏠 Sales Gallery: Along Peck Smith Street

STUDIO	1 BEDROOM	2 BEDROOM
474 - 484 sqft \$1,316,000 - \$1,731,000 \$2,776 - \$3,580 psf	517 - 883 sqft \$1,502,000 - \$2,331,000 \$2,640 - \$3,493 psf	786 - 872 sqft \$2,227,000 - \$2,805,000 \$2,833 - \$3,222 psf

PROJECT SPOTLIGHT

LAUNCHING SOON

TOP SELLING PROJECTS

PENTHOUSES FOR SALE

PROJECTS WITH PROMO

PROJECTS WITH LIMITED UNITS

PROJECT DIRECTORY
CCR
RCR
OCR
COMMERCIAL

Penrith (D3)

99 LH
Exp TOP: Apr'31
[Virtual Tour](#)

Margaret Drive Sales Gallery: Margaret Drive

2 BEDROOM

614 sqft
\$1,798,000 - \$1,902,000
\$2,928 - \$3,098 psf

Promenade Peak (D3)

99 LH
Exp TOP: Feb'31
[Virtual Tour](#)

Zion Promenade Sales Gallery: Grange Avenue

1 BEDROOM

527 sqft
\$1,462,300 - \$1,662,500
\$2,775 - \$3,155 psf

2 BEDROOM

678 - 797 sqft
\$2,058,100 - \$2,545,600
\$2,847 - \$3,236 psf

3 BEDROOM

1033 - 1195 sqft
\$3,212,700 - \$4,248,600
\$3,110 - \$3,555 psf

4 BEDROOM

1421 sqft
\$4,634,300 - \$5,068,200
\$3,261 - \$3,567 psf

5 BEDROOM

1884 sqft
\$6,436,800 - \$6,867,900
\$3,417 - \$3,645 psf

Zyon Grand (D3)

99 LH
Exp TOP: Sep'32
[Virtual Tour](#)

Kim Seng Road Sales Gallery: Along Ganges Ave

1 BEDROOM

474 sqft
\$1,453,000 - \$1,527,000
\$3,065 - \$3,222 psf

2 BEDROOM

721 sqft
\$2,314,000 - \$2,395,000
\$3,209 - \$3,322 psf

3 BEDROOM

818 sqft
\$2,746,000 - \$2,807,000
\$3,357 - \$3,432 psf

4 BEDROOM

1421 - 1615 sqft
\$4,708,000 - \$5,714,000
\$3,313 - \$3,538 psf

5 BEDROOM

1819 sqft
\$6,018,000 - \$6,369,000
\$3,308 - \$3,501 psf

PENTHOUSE

2756 sqft
\$11,000,000
\$3,991 psf

Hudson Place Residences (D5)

99 LH

Exp TOP: Sep'29

[Virtual Tour](#)

📍 Media Circle 🏠 Sales Gallery: Media Walk

2 BEDROOM	3 BEDROOM	4 BEDROOM
646 - 689 sqft \$1,670,000 - \$1,856,000 \$2,562 - \$2,704 psf	1023 - 1055 sqft \$2,431,000 - \$2,774,000 \$2,376 - \$2,629 psf	1432 sqft \$3,474,000 - \$3,851,000 \$2,426 - \$2,689 psf
5 BEDROOM	6 BEDROOM	
1755 - 1765 sqft \$4,629,000 - \$4,779,000 \$2,623 - \$2,723 psf	2164-2196 sqft \$5,840,000 - \$5,969,000 \$2,699 - \$2,718 psf	

LyndenWoods (D5)

99 LH

Exp TOP: Jun'29

[Virtual Tour](#)

📍 Science Park Drive 🏠 Sales Gallery: Science Park Drive

3 BEDROOM
1292 sqft \$3,435,000 \$2,659 psf

LAST UNIT!
Terra Hill (D5)

FH

Exp TOP: Q1'28

[Virtual Tour](#)

📍 Yew Siang Road 🏠 Sales Gallery: South Buona Vista Road

2 BEDROOM	3 BEDROOM	4 BEDROOM	5 BEDROOM
678 sqft \$1,943,000 - \$2,866 psf	969 - 1335 sqft \$2,486,000 - \$3,205,000 \$2,274 - \$2,788 psf	1335 - 1894 sqft \$3,529,000 - \$5,670,000 \$2,340 - \$2,994 psf	2120 - 3035 sqft \$5,574,000 - \$8,912,000 \$2,576 - \$2,936 psf

The Hillshore (D05)

FH

Exp TOP: Q2'27

[Virtual Tour](#)

📍 Pasir Panjang Road 🏠 Sales Gallery: Prince Charles Crescent (Opposite the Crest)

2 BEDROOM	3 BEDROOM	4 BEDROOM	PENTHOUSE
743 - 850 sqft \$1,888,000 - \$2,379,000 \$2,277 - \$2,799 psf	1055 - 1109 sqft \$2,488,000 - \$3,101,000 \$2,243 - \$2,825 psf	1475 sqft \$3,919,000 - \$4,091,000 \$2,657 - \$2,774 psf	904 - 1776 sqft \$2,187,000 - \$4,230,000 \$2,348 - \$2,568 psf

PROJECT SPOTLIGHT



LAUNCHING SOON



TOP SELLING PROJECTS



PENTHOUSES FOR SALE



PROJECTS WITH PROMO



PROJECTS WITH LIMITED UNITS



PROJECT DIRECTORY

CCR

RCR

OCR

COMMERCIAL

Canninghill Piers (D6)

99 LH

Exp TOP: Jun'27

Virtual Tour

📍 Clarke Quay 🏠 Sales Gallery: Closed

<h4>1 BEDROOM</h4> <p>538 sqft \$1,729,000 \$3,214 psf</p>	<h4>2 BEDROOM</h4> <p>732 sqft \$2,435,000 \$3,327 psf</p>
<h4>3 BEDROOM</h4> <p>1130 sqft \$3,503,000 - \$3,613,000 \$3,100 - \$3,197 psf</p>	<h4>5 BEDROOM</h4> <p>2788 sqft \$8,648,000 - \$8,995,000 \$3,102 - \$3,226 psf</p>

The Ranz (D8)

FH

Exp TOP: Dec'26

Virtual Tour

📍 Rangoon Road 🏠 Sales Gallery: Rangoon Road

<h4>2 BEDROOM</h4> <p>689 - 775 sqft \$1,565,000 - \$1,761,000 \$2,227 - \$2,317 psf</p>	<h4>4 BEDROOM</h4> <p>2357 sqft \$3,796,000 \$1,611 psf</p>
--	---

The Arcady At Boon Keng (D12)

FH
Exp TOP: Dec'28
Virtual Tour

Barnabas Lane Sales Gallery: Kitchener Link

2 BEDROOM	3 BEDROOM	4 BEDROOM	PENTHOUSE
678 – 764 sqft \$1,945,000 - \$2,182,000 \$2,589 - \$2,879 psf	1087 - 1496 sqft \$2,767,000 – \$3,619,000 \$2,419 - \$2,749 psf	1410 sqft \$3,794,000 – \$3,911,000 \$2,691 - \$2,774 psf	2433 – 2583 sqft \$7,163,000 – \$7,587,000 \$2,937 - \$2,944 psf

The Orie (D12)

99 LH
Exp TOP: Q2'28
Virtual Tour

Lor 1 Toa Payoh Sales Gallery: Lor 1 Toa Payoh

1 BEDROOM	3 BEDROOM
517 sqft \$1,467,000 - \$1,580,000 \$2,838 –\$3,056 psf	1130 sqft \$3,024,000 - \$3,101,000 \$2,676 - \$2,744 psf

Gems Ville (D14)

FH
Completed
Virtual Tour

8 Lorong 13 Geylang Sales Gallery: 8 Lorong 13 Geylang

2 BEDROOM	3 BEDROOM
797 sqft \$1,598,000 - \$1,648,000 \$2,005 - \$2,068 psf	1130 – 1216 sqft \$2,138,000 - \$2,408,000 \$1,892 - \$1,980 psf

OCHO (D14)

FH
Ex TOP: Q1'28
Virtual Tour

27 Lorong 32 Geylang Sales Gallery: 27 Lorong 32 Geylang

2 BEDROOM	3 BEDROOM	4 BEDROOM
700 sqft \$1,483,762 - \$1,575,891 \$2,120 - \$2,251 psf	840 - 1205 sqft \$1,861,100 - \$2,286,464 \$1,813 - \$2,251 psf	1205 sqft \$2,245,299 - \$2,281,563 \$1,863 - \$1,893 psf

PROJECT SPOTLIGHT
LAUNCHING SOON
TOP SELLING PROJECTS
PENTHOUSES FOR SALE
PROJECTS WITH PROMO
PROJECTS WITH LIMITED UNITS
PROJECT DIRECTORY
CCR
RCR
OCR
COMMERCIAL

Ardor Residence (D15)

FH
Exp TOP: Oct'26
Virtual Tour

📍 Haig Road 🏠 Sales Gallery: Joo Chiat Terrace

2 BEDROOM

861 sqft
\$2,213,000 - \$2,224,000
\$2,570 - \$2,583 psf

4 BEDROOM

1292 - 1776 sqft
\$3,463,000 - \$4,219,000
\$2,376 - \$2,680 psf

Arina East Residences (D15)

FH
Exp TOP: Dec'28
Virtual Tour

📍 Tanjong Rhu Road 🏠 Sales Gallery: Stadium Walk

2 BEDROOM

678 - 861 sqft
\$2,028,000 - \$2,420,000
\$2,711 - \$3,036 psf

3 BEDROOM

1087 sqft
\$3,305,000 - \$3,396,000
\$3,040 - \$3,124 psf

4 BEDROOM

1324 - 1679 sqft
\$3,977,000 - \$5,506,000
\$2,863 - \$3,289 psf

Atlassia (D15)

FH
Exp TOP: Nov'25

📍 Joo Seng Road 🏠 Sales Gallery: Joo Seng Road (Uniplus Bldg)

2 BEDROOM

1292 sqft
\$3,059,028
\$2,368 psf

3 BEDROOM

1141 sqft
\$2,804,578
\$2,458 psf

Claydence (D15)

FH
Exp TOP: Q3'25
Virtual Tour

📍 Still Road 🏠 Sales Gallery: Armenia Street

1 BEDROOM

614 sqft
\$1,657,800 - \$1,719,200
\$2,700 - \$2,800 psf

3 BEDROOM

1076 - 1313 sqft
\$2,905,200 - \$3,413,800
\$2,600 - \$2,700 psf

PENTHOUSE

980 - 2185 sqft
\$2,744,000 - \$5,681,000
\$2,600 - \$2,800 psf

PROJECT SPOTLIGHT
LAUNCHING SOON
TOP SELLING PROJECTS
PENTHOUSES FOR SALE
PROJECTS WITH PROMO
PROJECTS WITH LIMITED UNITS
PROJECT DIRECTORY
CCR
RCR
OCR
COMMERCIAL

Grand Dunman (D15)

99 LH
Exp TOP: Dec'28
Virtual Tour

Dunman Road Sales Gallery: Eunost Ave 3

1 BEDROOM

549 – 710 sqft
\$1,412,000 - \$1,728,000
\$2,373 - \$2,898 psf

2 BEDROOM

893 sqft
\$2,046,000
\$2,291 psf

5 BEDROOM

2131 - 2217 sqft
\$5,162,000 - \$5,776,000
\$2,422 - \$2,605 psf

PENTHOUSE

2336 – 3068 sqft
\$6,015,000 - \$8,341,000
\$2,517 - \$2,728 psf

Meyer Blue (D15)

FH
Exp TOP: Dec'28
Virtual Tour

Meyer Road Sales Gallery: Bukit Sedap Road

3 BEDROOM

1141 sqft
\$3,551,000
\$3,112 psf

4 BEDROOM

1518 - 1733 sqft
\$4,528,000 - \$5,838,000
\$2,983 - \$3,507 psf

5 BEDROOM

1905 sqft
\$5,780,000 - \$6,139,000
\$3,034 - \$3,223 psf

Tembusu Grand (D15)

99 LH
Exp TOP: Oct'28
Virtual Tour

Jalan Tembusu Sales Gallery: Jalan Gajus

1 BEDROOM

527 – 646 sqft
\$1,409,000 - \$1,546,000
\$2,393 - \$2,721 psf

PENTHOUSE

2691 sqft
\$7,888,000
\$2,931 psf

The Continuum (D15)

FH
Exp TOP: Nov'27
Virtual Tour

📍 Thiam Siew Avenue 🏠 Sales Gallery: Rose Lane

1 BEDROOM	3 BEDROOM
560 sqft \$1,480,000 \$2,643 psf	1076 – 1453 sqft \$2,959,000 - \$4,150,000 \$2,750 - \$2,912 psf
4 BEDROOM	5 BEDROOM
1496 - 2034 sqft \$4,103,000 - \$5,799,000 \$2,651 - \$2,968 psf	1905 – 2260 sqft \$5,087,000 - \$5,871,000 \$2,670 - \$3,082 psf

The Line @ Tanjong Rhu (D15)

FH
Completed
Virtual Tour

📍 Tanjong Rhu Road 🏠 Sales Gallery: Tanjong Rhu Road

1 BEDROOM	2 BEDROOM	3 BEDROOM	PENTHOUSE
829 sqft \$1,915,000 \$2,310 psf	1044 – 1087 sqft \$2,838,000 – \$2,849,000 \$2,611 - \$2,729 psf	1184 - 1765 sqft \$3,038,000 – \$3,872,000 \$2,194 - \$2,566 psf	2874 – 3423 sqft \$4,860,000 - \$5,780,000 \$1,689 - \$1,691 psf

Artisan 8 (D20)

FH
Exp TOP: Jun'27
Virtual Tour

📍 Sin Ming Road 🏠 Sales Gallery: Sin Ming Road

1 BEDROOM	2 BEDROOM	3 BEDROOM
495 – 506 sqft \$1,292,000 - \$1,342,000 \$2,579 - \$2,653 psf	732- 786 sqft \$1,771,000 - \$1,887,000 \$2,360 - \$2,419 psf	1023 sqft \$2,417,000 \$2,363 psf
4 BEDROOM	5 BEDROOM	
1313 - 2174 sqft \$3,156,000 - \$5,019,000 \$2,309 - \$2,404 psf	1884 sqft \$4,458,000 \$2,366 psf	

PROJECT SPOTLIGHT
LAUNCHING SOON
TOP SELLING PROJECTS
PENTHOUSES FOR SALE
PROJECTS WITH PROMO
PROJECTS WITH LIMITED UNITS
PROJECT DIRECTORY
CCR
RCR
OCR
COMMERCIAL

8@BT (D21)

99 LH
Exp TOP: Q4'27
Virtual Tour

Bukit Timah Link Sales Gallery: Along Telok Kurau Road (Former Liv@MB Showflat)

1 BEDROOM	2 BEDROOM	3 BEDROOM
517 sqft \$1,473,000 - \$1,568,000 \$2,849 - \$3,033 psf	624 - 829 sqft \$1,892,000 - \$2,206,000 \$2,574 - \$3,117 psf	1001 - 1238 sqft \$2,817,000 - \$3,295,000 \$2,540 - \$2,859 psf
4 BEDROOM	PENTHOUSE	
1356 - 1593 sqft \$3,646,000 - \$4,410,000 \$2,508 - \$2,816 psf	1356 - 1593 sqft \$4,443,000 - \$5,308,000 \$3,277 - \$3,332 psf	

Nava Grove (D21)

99 LH
Exp TOP: Nov'28
Virtual Tour

Pine Grove Sales Gallery: Closed

2 BEDROOM	4 BEDROOM
786 sqft \$2,176,900 \$2,770 psf	1464 sqft \$3,932,500 \$2,686 psf

Pinetree Hill (D21)

99 LH
Exp TOP: Sep'27
Virtual Tour

Pine Grove Sales Gallery: Along Pine Grove

PENTHOUSE
2874 sqft \$7,971,000 \$2,773 psf

LAST UNIT!

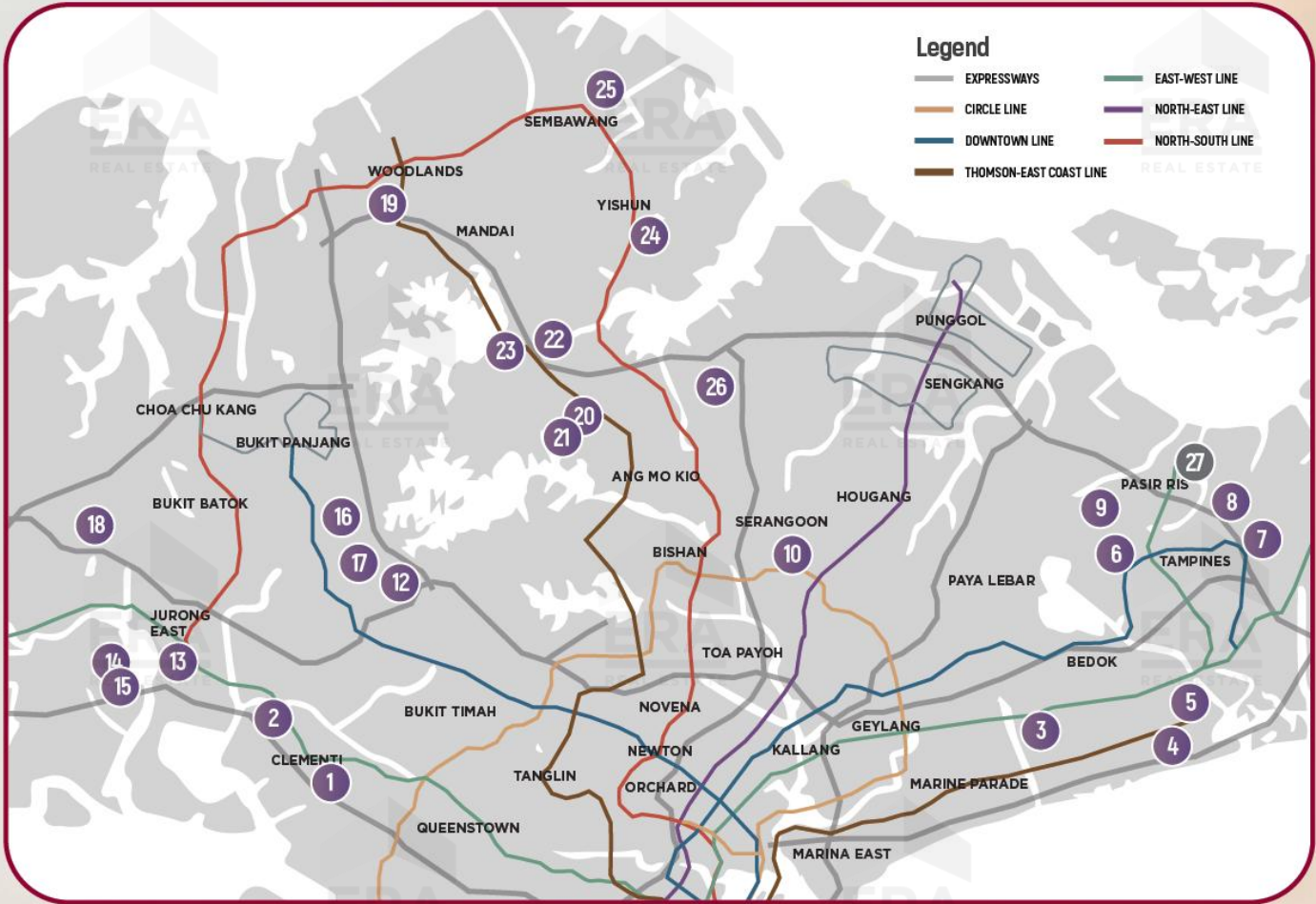
The Sen (D21)

99 LH
Exp TOP: Aug'30
Virtual tour

Jalan Jurong Kechil Sales Gallery: Bukit Batok East Ave 6

2 BEDROOM	3 BEDROOM	4 BEDROOM
678 - 775 sqft \$1,546,000 - \$1,983,000 \$2,234 - \$2,755 psf	872 - 1259 sqft \$2,028,000 - \$3,250,000 \$2,229 - \$2,726 psf	1453 sqft \$3,450,000 - \$3,785,000 \$2,374 - \$2,605 psf

PROJECT SPOTLIGHT
LAUNCHING SOON
TOP SELLING PROJECTS
PENTHOUSES FOR SALE
PROJECTS WITH PROMO
PROJECTS WITH LIMITED UNITS
PROJECT DIRECTORY
CCR
RCR
OCR
COMMERCIAL



District 5

- 1 ELTA
- 2 Faber Residence

District 15 & 16

- 3 K Suites
- 4 Vela Bay
- 5 Bagnall Haus
- 6 Pinery Residences

District 17, 18 & 19

- 7 Kassia
- 8 The Shorefront
- 9 Parktown Residence

10 Chuan Park

11 Villas @ Old Tampines Road

District 21 & 22

- 12 Villas @ Greenbank Park
- 13 J'den
- 14 Sora
- 15 The LakeGarden Residences

District 23

- 16 The Myst
- 17 Narra Residences

District 24 & 25

- 18 Tengah Garden Residences
- 19 Norwood Grand

District 26

- 20 Hillock Green
- 21 Lentoria
- 22 Springleaf Residence
- 23 Springleaf Collection

District 27 & 28

- 24 Skies Miltonia
- 25 Canberra Crescent Residences
- 26 Alana

Executive Condominiums

- 27 Coastal Cabana

PROJECT SPOTLIGHT

LAUNCHING SOON

TOP SELLING PROJECTS

PENTHOUSES FOR SALE

PROJECTS WITH PROMO

PROJECTS WITH LIMITED UNITS

Existing Project Supply

NO	PROJECT	LAUNCH DATE	DISTRICT	% SOLD	TOTAL	UNITS AVAILABLE	1 BEDROOM	2 BEDROOM	3 BEDROOM	4 BEDROOM	5 BEDROOM	PENTHOUSE	LANDED	
1	ELTA	Feb-25	5	81.0%	501	95	4	1	5	57	28	0	0	
2	Faber Residence	Oct-25	5	95.2%	399	19	0	0	0	12	7	0	0	
3	K Suites	Aug-22	15	89.5%	19	2	0	0	0	1	0	1	0	
4	Bagnall Haus	Jan-25	16	92.2%	115	9	2	0	0	5	2	0	0	
5	Pinery Residences	Mar-26	16	93.5%	588	38	0	0	1	32	5	0	0	
6	Vela Bay	Apr-26	16	72.6%	515	105	8	16	45	35	0	1	0	
7	Coastal Cabana	Jan-25	17	81.8%	748	136	0	0	135	1	0	0	0	
8	Kassia	Jul-24	17	82.3%	276	49	0	6	19	24	0	0	0	
9	The Shorefront	Sept-23	17	56.5%	23	10	0	3	6	1	0	0	0	
10	Villas @ Old Tampines Road	Nov-25	17	0%	3	3	0	0	3	18	8	0	0	
13	Villas @ Greenbank Park	Mar-25	21	0%	3	3	0	0	0	0	0	0	3	
14	J'den	Nov-23	22	96.5%	368	13	0	0	2	11	0	0	0	
15	Sora	Jul-24	22	50.7%	440	217	0	41	143	16	17	0	0	
16	The LakeGarden Residences	Aug-23	22	99.0%	306	3	0	0	2	1	0	0	0	
17	Narra Residences	Jan-26	23	36.8%	544	385	0	31	76	55	0	0	0	
18	The Myst	Jul-23	23	95.1%	408	20	0	0	0	15	5	0	0	
19	Tengah Garden Residences	Apr-26	24	99.7%	863	3	0	0	0	3	0	0	0	
20	Norwood Grand	Oct-24	25	89.9%	348	35	0	0	0	35	0	0	0	
21	Hillock Green	Nov-23	26	99.0%	474	5	1	4	0	0	0	0	0	
22	Lentoria	Mar-24	26	92.1%	267	21	6	6	4	5	0	0	0	
23	Springleaf Collection	Aug-25	26	80.0%	10	2	0	0	0	0	0	0	2	
24	Springleaf Residence	Aug-25	26	97.6%	941	23	0	0	8	0	15	0	0	
25	Canberra Crescent Residences	Aug-25	27	89.9%	376	38	0	0	16	22	0	0	0	
26	Skies Miltonia	Dec-12	27	98.3%	420	2	0	0	0	0	0	2	0	
27	Alana	Dec-12	28	2.56%	78	18	0	0	0	18	0	0	0	
						11142	1318	21	118	498	382	95	4	3

*Updated as of 2 June 2026

NO	PROJECT	DISTRICT	TOTAL	UNITS AVAILABLE	1 BEDROOM	2 BEDROOM	3 BEDROOM	4 BEDROOM	5 BEDROOM	PENTHOUSE	LANDED
1	ELTA	5	501	95	506	807	926	1184	1776	-	-
2	Faber Residence	5	399	19	-	-	-	1206	1485	-	-
3	K Suites	15	19	2	-	-	-	1130	-	1625	-
4	Bagnall Haus	16	115	9	495	-	-	1249	1528	-	-
5	Pinery Residences	16	588	38	-	-	1055	1195	1475	-	-
6	Vela Bay	16	515	105	484	592	883	1173	-	1765	-
7	Coastal Cabana	17	748	136	-	-	872	1012	-	-	-
8	Kassia	17	276	49	-	753	1055	1345	-	-	-
9	The Shorefront	17	23	10	-	775	926	1572	-	-	-
10	Villas @ Old Tampines Road	17	3	3	-	-	-	-	-	-	4133
10	Parktown Residence	17	1193	29	-	-	1163	1485	1679	-	-
11	Chuan Park	18	916	40	-	743	1206	-	-	-	-
12	Villas @ Greenbank Park	21	3	0	-	-	-	-	-	-	3132
13	J'den	22	368	13	-	-	1184	1485	-	-	-
14	Sora	22	440	217	-	667	936	1529	1679	-	-
15	The LakeGarden Residences	22	306	3	-	-	1238	2153	-	-	-
16	Narra Residences	23	544	385	-	560	872	1152	-	-	-
17	The Myst	23	408	20	-	-	-	1518	1690	-	-
18	Tengah Garden Residences	24	863	3	-	-	-	1249	-	-	-
19	Norwood Grand	25	348	35	-	-	-	1313	-	-	-
20	Hillock Green	25	474	5	689	775	-	-	-	-	-
21	Lentoria	26	267	21	538	700	936	1206	-	-	-
22	Springleaf Collection	26	10	2	-	-	-	-	2633	-	3100
23	Springleaf Residence	26	941	23	-	-	-	-	1453	-	-
24	Canberra Crescent Residences	26	376	38	-	-	990	1163	-	-	-
25	Skies Miltonia	27	420	2	-	-	-	-	-	2562	4672
26	Alana	28	78	18	-	-	-	3025	-	-	-

*Updated as of 2 June 2026

PROJECT SPOTLIGHT



LAUNCHING SOON



TOP SELLING PROJECTS



PENTHOUSES FOR SALE



PROJECTS WITH PROMO



PROJECTS WITH LIMITED UNITS



PROJECT DIRECTORY

CCR

RCR

OCR

COMMERCIAL

NO	PROJECT	DISTRICT	TOTAL	UNITS AVAILABLE	1 BEDROOM	2 BEDROOM	3 BEDROOM	4 BEDROOM	5 BEDROOM	PENTHOUSE	LANDED
1	ELTA	5	501	95	\$2,775	\$2,847	\$2,832	\$2,435	\$2,233	-	-
2	Faber Residence	5	399	19		-	-	\$2,221	\$2,249	-	-
3	K Suites	15	19	2		-	-	\$2,520	-	\$2,488	-
4	Bagnall Haus	16	115	9	\$2,762	-	-	\$2,569	\$2,506	-	-
5	Pinery Residences	16	588	38		\$2,585	-	\$2,430	\$2,426	-	-
6	Vela Bay	16	515	105	\$3,029	\$2,591	\$2,591	\$2,721	-	\$3,249	-
7	Coastal Cabana	17	748	136	-	\$1,711	\$1,711	\$1,792	-	-	-
8	Kassia	17	276	49	-	\$2,033	\$2,033	\$1,989	-	-	-
9	The Shorefront	17	23	10	-	\$1,944	\$1,922	\$1,832	-	-	-
10	Villas @ Old Tampines Road	17	3	3	-	-	-	-	-	-	\$1,355
10	Parktown Residence	17	1193	29	-	-	\$2,240	\$2,221	\$2,298	-	-
11	Chuan Park	18	916	40	-	\$2,428	\$2,349	-	-	-	-
12	Villas @ Greenbank Park	21	3	3	-	-	-	-	-	-	\$2,868
13	J'den	22	368	13	-	-	\$2,620	\$2,475	-	-	-
14	Sora	22	440	217	-	\$2,223	\$2,101	\$2,131	\$2,131	-	-
15	The LakeGarden Residences	22	306	3	-	-	\$2,138	\$1,988	-	-	-
16	Narra Residences	23	544	385	-	\$2,197	\$2,021	\$2,125	-	-	-
17	The Myst	23	408	20	-	-	-	\$1,827	\$1,860	-	-
18	Tengah Garden Residences	24	863	3	-	-	\$2,167	-	-	-	-
19	Norwood Grand	25	348	35	-	-	-	\$1,983	-	-	-
20	Hillock Green	25	474	5	\$2,196	\$2,130	-	-	-	-	-
21	Lentoria	26	267	21	\$2,431	\$2,541	\$2,435	\$2,471	-	-	-
22	Springleaf Collection	26	10	2	-	-	-	-	\$2,423	-	\$2,348
23	Springleaf Residence	26	941	23	-	-	-	-	\$2,219	-	-
24	Canberra Crescent Residences	26	376	38	-	-	\$2,006	\$1,947	-	-	-
25	Skies Miltonia	27	420	2	-	-	-	-	-	\$1,093	\$760
26	Alana	28	78	18	-	-	-	\$1,025	-	-	-

*Updated as of 2 June 2026

PROJECT SPOTLIGHT



LAUNCHING SOON



TOP SELLING PROJECTS



PENTHOUSES FOR SALE



PROJECTS WITH PROMO



PROJECTS WITH LIMITED UNITS



PROJECT DIRECTORY

CCR

RCR

OCR

COMMERCIAL

NO	PROJECT	DISTRICT	TOTAL	UNITS AVAILABLE	1 BEDROOM	2 BEDROOM	3 BEDROOM	4 BEDROOM	5 BEDROOM	PENTHOUSE	LANDED
1	ELTA	5	501	95	\$1,404,000	\$2,275,000	\$2,636,000	\$3,317,000	\$3,906,000	-	-
2	Faber Residence	5	399	19		-	-	\$2,679,000	\$3,340,000	-	-
3	K Suites	15	19	2		-	-	\$2,847,800	-	\$4,042,800	-
4	Bagnall Haus	16	115	9	\$1,367,000	-	-	\$3,209,000	\$3,829,000	-	-
5	Pinery Residences	16	588	38		-	\$2,727,000	\$2,972,000	\$3,579,000	-	-
6	Vela Bay	16	515	105	\$1,466,000	\$1,675,000	\$2,314,000	\$3,192,000	-	\$5,735,000	-
7	Coastal Cabana	17	748	136	-	-	\$1,535,000	\$1,814,000	-	-	-
8	Kassia	17	276	49	-	\$1,581,000	\$2,145,000	\$2,675,000	-	-	-
9	The Shorefront	17	23	10	-	\$1,525,000	\$1,780,000	\$2,880,000	-	-	-
10	Villas @ Old Tampines Road	17	3	3	-	-	-	-	-	-	\$5,600,000
10	Parktown Residence	17	1193	29	-	-	\$2,605,000	\$3,322,000	\$3,858,000	-	-
11	Chuan Park	18	916	40	-	\$1,961,700	\$3,171,400	-	\$3,939,800	-	-
12	Villas @ Greenbank Park	21	3	0	-	-	-	-	-	-	\$9,500,000
13	J'den	22	368	13	-	-	\$3,102,000	\$3,676,000	-	-	-
14	Sora	22	440	217	-	\$1,685,000	\$2,148,000	\$3,258,000	\$3,578,000	-	-
15	The LakeGarden Residences	22	306	3	-	-	\$2,700,000	\$4,280,000	-	-	-
16	Narra Residences	23	544	385	-	\$1,276,000	\$1,905,000	\$2,448,000	-	-	-
17	The Myst	23	408	20	-	-	-	\$3,129,000	\$3,397,000	-	-
18	Tengah Garden Residences	24	863	3	-	-	-	\$2,706,000	-	-	-
19	Norwood Grand	25	348	35	-	-	-	\$2,616,000	-	-	-
20	Hillock Green	25	474	5	\$1,513,000	\$1,748,000	-	-	-	-	-
21	Lentoria	26	267	21	\$1,308,000	\$1,860,000	\$2,279,000	\$2,980,000	-	-	-
22	Springleaf Collection	26	10	2	-	-	-	-	\$6,380,000	-	\$7,280,000
23	Springleaf Residence	26	941	23	-	-	-	-	\$3,224,000	-	-
24	Canberra Crescent Residences	26	376	38	-	-	\$1,985,963	\$2,296,857	-	-	-
25	Skies Miltonia	27	420	2	-	-	-	-	-	\$2,800,000	\$3,550,000
26	Alana	28	78	18	-	-	-	\$3,199,030	-	-	-

*Updated as of 2 June 2026

PROJECT SPOTLIGHT



LAUNCHING SOON



TOP SELLING PROJECTS



PENTHOUSES FOR SALE



PROJECTS WITH PROMO



PROJECTS WITH LIMITED UNITS



PROJECT DIRECTORY

CCR

RCR

OCR

COMMERCIAL

ELTA (D5)

99 LH
Exp TOP: Q1'28
Virtual Tour

📍 Clementi Avenue 1 🏠 Sales Gallery: Prince Charles Crescent

1 BEDROOM	2 BEDROOM	3 BEDROOM
506 sqft \$1,404,000 - \$1,427,000 \$2,775 - \$2,820 psf	807 sqft \$2,275,000 \$2,819 psf	926 sqft \$2,636,000 - \$2,713,000 \$2,847 - \$2,930 psf
4 BEDROOM		5 BEDROOM
1184 - 1507 sqft \$3,317,000 - \$4,082,000 \$2,435 - \$2,883 psf		1776 sqft \$3,965,000 - \$4,609,000 \$2,233 - \$2,595 psf

Faber Residence (D5)

99 LH
Exp TOP: Q1'29
Virtual Tour

📍 Faber Walk 🏠 Sales Gallery: Lentor Hills Road (Closing on 31 July 2026)

4 BEDROOM	5 BEDROOM
1206 - 1270 sqft \$2,679,000 - \$2,928,000 \$2,221 - \$2,408 psf	1485 sqft \$3,340,000 - \$3,476,000 \$2,249 - \$2,341 psf

K Suites (D15)

FH
Completed
Virtual Tour

📍 Lorong K, Telok Kurau 🏠 Sales Gallery: Actual Site / Unit

4 BEDROOM	PENTHOUSE
1206 - 1270 sqft \$2,679,000 - \$2,928,000 \$2,221 - \$2,408 psf	1625 sqft \$4,042,800 \$2,488 psf

Bagnall Haus (D16)

FH
Exp TOP: Dec'28
Virtual Tour

📍 Upper East Coast Road 🏠 Sales Gallery: Jalan Langgar Bedok

1 BEDROOM	4 BEDROOM	5 BEDROOM
495 sqft \$1,367,000 - \$1,385,000 \$2,762 - \$2,798 psf	1249 sqft \$3,209,000 - \$3,426,000 \$2,569- \$2,743 psf	1528 sqft \$3,829,000 - \$3,861,000 \$2,506 - \$2,527 psf

Pinery Residences (D16)

99 LH
Exp TOP: Q4'29
Virtual Tour

📍 Tampines Street 94 🏠 Sales Gallery: Tampines Central 7

3 BEDROOM	4 BEDROOM	5 BEDROOM
1055 sqft \$2,727,000 \$2,585 psf	1195 - 1389 sqft \$2,972,000 - \$3,629,000 \$2,430 - \$2,784 psf	1475 sqft \$3,579,000 - \$3,904,000 \$2,426 - \$2,647 psf

Vela Bay (D16)

99 LH
Exp TOP: Q4'29
Virtual Tour

📍 Bayshore Walk 🏠 Sales Gallery: 105 Eunos Ave 3

1 BEDROOM	2 BEDROOM	3 BEDROOM
484 sqft \$1,466,000 - \$1,553,000 \$3,209 psf	592 - 689 sqft \$1,675,000 - \$2,087,000 \$2,743 - \$3,029 psf	883 - 1033 sqft \$2,314,000 - \$3,093,000 \$2,591 - \$3,031 psf
4 BEDROOM	PENTHOUSE	
1173 sqft \$3,192,000 - \$3,618,000 \$2,721 - \$3,084 psf	1765 sqft \$5,735,000 \$3,249 psf	

PROJECT SPOTLIGHT

LAUNCHING SOON

TOP SELLING PROJECTS

PENTHOUSES FOR SALE

PROJECTS WITH PROMO

PROJECTS WITH LIMITED UNITS

PROJECT DIRECTORY
CCR
RCR
OCR
COMMERCIAL

Kassia (D17)

FH
Exp TOP: Nov'27
Virtual Tour

📍 Flora Drive 🏠 Sales Gallery: Eunus Avenue 4

2 BEDROOM	3 BEDROOM	4 BEDROOM
753 – 775 sqft \$1,581,000 - \$1,649,000 \$2,100 - \$2,153 psf	1055 sqft \$2,145,000 - \$2,222,000 \$2,033 - \$2,106 psf	1345 sqft \$2,675,000 - \$2,765,000 \$1,989 - \$2,056 psf

The Shorefront (D17)

999 LH
Exp TOP: Dec'26
Virtual Tour

📍 Jalan Loyang Besar 🏠 Sales Gallery: Jalan Loyang Besar

2 BEDROOM	3 BEDROOM	4 BEDROOM
775 – 818 sqft \$1,525,000 - \$1,590,000 \$1,944 - \$1,987 psf	926 – 980 sqft \$1,780,000 - \$1,955,000 \$1,922 - \$1,995 psf	1572 sqft \$2,880,000 \$1,832 psf

Villas @ Old Tampines Road (D17)

FH
Exp TOP: Dec'30

📍 Old Tampines Road

BUNGALOW	SEMI-DETACHED HOUSE
6598 sqft \$11,800,000 \$1,788 psf	4133-4166 sqft \$5,600,000 - \$6,000,000 \$1,355 - \$1,440 psf

Parktown Residence (D18)

99 LH
Exp TOP: Jun'30

📍 Tampines Street 62 🏠 Sales Gallery: Tampines Grande

3 BEDROOM	4 BEDROOM	5 BEDROOM
1163 - 1184 sqft \$2,605,000 - \$2,679,000 \$2,240 - \$2,263 psf	1485 - 1496 sqft \$3,322,000 - \$3,677,000 \$2,221 - \$2,458 psf	1679 sqft \$3,858,000 - \$4,151,000 \$2,298 - \$2,472 psf

Chuan Park (D19)

99 LH
Exp TOP: Dec'28
Virtual Tour

Lorong Chuan Sales Gallery: Beside Lorong Chuan MRT (Exit B)

2 BEDROOM

743 - 872 sqft
\$1,961,700 - \$2,141,200
\$2,428 - \$2,672 psf

3 BEDROOM

1206 - 1485 sqft
\$3,171,400 - \$3,512,900
\$2,349 - \$2,754 psf

Villas @ Greenbank Park (D21)

FH
Completed

Greenbank Park Sales Gallery: Actual Site / Unit

BUNGALOW

4844 sqft
\$15,000,000
\$3,097 psf

SEMI DETACHED

3132 - 3312 sqft
\$9,500,000 - \$10,000,000
\$2,868 - \$3,193 psf

J'den (D22)

99 LH

Exp TOP: Nov'28

Virtual Tour

📍 Jurong East Central 1 🏠 Sales Gallery: Science Park Drive

3 BEDROOM	4 BEDROOM
1184 sqft \$3,102,000 - \$3,115,000 \$2,620 - \$2,631 psf	1485 sqft \$3,676,000 - \$3,915,000 \$2,475 - \$2,636 psf

Sora (D22)

99 LH

Exp TOP: Oct'28

Virtual Tour

📍 Yuan Ching Road 🏠 Sales Gallery: Prinsep Street

2 BEDROOM	3 BEDROOM	4 BEDROOM	5 BEDROOM
667 - 915 sqft \$1,685,000 - \$2,113,000 \$2,223 - \$2,694 psf	936 - 1410 sqft \$2,148,000 - \$3,135,000 \$2,101 - \$2,550 psf	1529 - 1787 sqft \$3,258,000 - \$3,869,000 \$2,131 - \$2,383 psf	1679 - 1938 sqft \$3,578,000 - \$4,190,000 \$2,131 - \$2,345 psf

The LakeGarden Residences (D22)

99 LH

Exp TOP: Aug'27

Virtual Tour

📍 Yuan Ching Road 🏠 Sales Gallery: Opp Chinese Garden MRT

3 BEDROOM	4 BEDROOM
1238 - 2002 sqft \$2,700,000 - \$4,280,000 \$2,138 - \$2,181 psf	2153 sqft \$4,280,000 \$1,988 psf



Narra Residences (D23)

99 LH
Exp TOP: Q1'29
Virtual Tour

Dairy Farm Walk Sales Gallery: Dairy Farm Walk

2 BEDROOM	3 BEDROOM	4 BEDROOM
560 - 646 sqft \$1,276,000 - \$1,509,000 \$2,197 - \$2,368 psf	872 - 1023 sqft \$1,905,000 - \$2,433,000 \$2,021 - \$2,420 psf	1152 - 1378 sqft \$2,448,000 - \$3,461,000 \$2,125 - \$2,512 psf

The Myst (D23)

99 LH
Exp TOP: Q2'27
Virtual Tour

Upper Bukit Timah Road Sales Gallery: Along Elizabeth Drive

4 BEDROOM	5 BEDROOM
1518 - 1851 sqft \$3,129,000 - \$3,395,000 \$1,827 - \$2,142 psf	1690 - 2034 sqft \$3,558,000 - \$3,784,000 \$1,860 - \$2,144 psf

Tengah Garden Residences (D24)

99 LH
Exp TOP: Sep'31
Virtual Tour

Tengah Garden Avenue Sales Gallery: Bukit Batok West Ave 9

4 BEDROOM PREMIUM (With Yard)

1249 sqft
\$2,706,000 - \$2,725,000
\$2,167 - \$2,182 psf

Norwood Grand (D25)

99 LH
Exp TOP: Mar'30
Virtual Tour

Champions Way Sales Gallery: Closed

4 BEDROOM

1313 - 1335 sqft
\$2,616,000 - \$2,778,000
\$1,983 - \$2,093 psf

Hillock Green (D26)

99 LH
Exp TOP: Jan'28
Virtual Tour

Lentor Central Sales Gallery: Along Lentor Gardens

1 BEDROOM	2 BEDROOM
689 sqft \$1,513,000 \$2,196 psf	775 - 958 sqft \$1,748,000 - \$2,137,000 \$2,130 - \$2,255 psf

Lentoria (D26)

99 LH
Exp TOP: Q2'27
Virtual Tour

Lentor Hills Road Sales Gallery: Lentor Hills Road

1 BEDROOM	2 BEDROOM	3 BEDROOM	4 BEDROOM
538 sqft \$1,308,000 - \$1,498,000 \$2,431- \$2,784 psf	700 – 732 sqft \$1,860,000 – \$1,940,000 \$2,541 - \$2,671 psf	936 - 1119 sqft \$2,279,000 - \$2,915,000 \$2,435 - \$2,644 psf	1206 sqft \$2,980,000 - \$3,280,000 \$2,471 - \$2,720 psf

Springleaf Collection (D26)

99 LH
Exp TOP: Dec'28
Virtual tour

Meng Suan Road Sales Gallery: Ascent 456 #02-06/07

5 BEDROOM (CORNER UNIT)	6 BEDROOM (POOL UNIT)
2632 sqft \$6,380,000 \$2,423 psf	3100 sqft \$7,280,000 \$2,348 psf

Springleaf Residence (D26)

99 LH
Exp TOP: Q2'29
Virtual Tour

Upper Thomson Road Sales Gallery: Upper Thomson Road

5 BEDROOM

1453 - 1475 sqft
\$3,224,000 - \$3,506,000
\$2,219 - \$2,413 psf

Canberra Crescent Residences (D27)

99 LH
Completed

📍 Yishun Avenue 1 🏠 Sales Gallery: Along Canberra Crescent

3 BEDROOM

990 sqft
\$1,985,963 - \$2,114,157
\$2,006 - \$2,136 psf

4 BEDROOM

1163 - 1324 sqft
\$2,296,857 - \$2,687,147
\$1,947 - \$2,051 psf

Skies Miltonia (D27)

99 LH
Completed

📍 Yishun Avenue 1 🏠 Sales Gallery: Yishun Avenue 1

PENTHOUSE

2562 - 2713 sqft
\$2,800,000 - \$3,550,000
\$1,093 - \$1,309 psf

LANDED

4672 sqft
\$3,550,000 - \$3,900,000
\$760 - \$835 psf

Alana (D28)

103 LH
Completed

📍 Sunrise Terrace 🏠 Sales Gallery: Sunrise Terrace

4 BEDROOM

3025-3735 sqft
\$3,199,030 - \$4,668,661
\$1,025 - \$1,399 psf

Coastal Cabana (D17)

99 LH

Exp TOP: Mar'29

Virtual Tour

📍 Jalan Loyang Besar 🏠 Sales Gallery: Eunost Avenue 3

3 BEDROOM

872 - 915 sqft
\$1,535,000 - \$1,673,000
\$1,711 - \$1,834 psf

Cecil Place (D1)

FH

Exp TOP: Q1'27

📍 Cecil Street

OFFICE

2251-3918 sqft
 \$10,357,344 to \$15,402,240
 \$3,780 - \$4,100 psf

The Golden Mile (D7)

99 LH

Exp TOP: Q2'29

Virtual Tour

📍 Beach Road 🏠 Sales Gallery: Central Lane

LOFT OFFICES	MEDICAL SUITES / PREMIUM OFFICES	PREMIUM OFFICES
--------------	----------------------------------	-----------------

1528-2798 sqft
 \$4,838,069 - \$6,098,778
 \$3,164 - \$3,166 psf

1195-2454 sqft
 \$4,765,660 - \$8,608,632
 \$3,508 - \$4,338 psf

904-2034 sqft
 \$2,861,985 - \$13,004,111
 \$2,777 - \$3,166 psf

* Prices and availability of units are subject to changes

Lucky Plaza (D9)

FH

Completed

📍 Orchard Road

COMMERCIAL	FOOD COURT
118 sq ft – 721 sq ft \$1,495,700 - \$4,934,600 \$5,206 - \$12,675 psf	3,045 sq ft \$25,659,0000 \$8,427 psf

One Sophia (D9)

99 LH

Ex TOP: Dec'29

Virtual Tour

📍 Sophia Road 🏠 Sales Gallery: Prinsep Street

OFFICE
1012 – 4553 sqft \$3,340,000 to \$14,220,000 \$2,847 - \$3,598 psf

TripleOne Somerset (D9)

99 LH

Completed

📍 Somerset Road

USAGE TYPE	STRATA AREA	REMARKS
Office	From 409 sq ft to 14,984 sq ft	<ul style="list-style-type: none"> • Price from \$1.4X mil onwards • Direct access to Somerset MRT Station • Prominent dual frontage along Somerset/Devonshire Road
Medical Suite	From 710 sq ft to 1000 sq ft	<ul style="list-style-type: none"> • Price from \$3.1X mil onwards • Direct access to Somerset MRT Station • Prominent dual frontage along Somerset/Devonshire Road

* Prices and availability of units are subject to changes

Shoppes @ Ascent 456 (D12)

FH Completed

📍 Balestier Road 🏠 Sales Gallery: Actual Site / Unit

COMMERCIAL

538-969 sqft
 \$1,488,000 - \$3,389,000
 \$2,766 - \$3,943 psf

Space 18 (D12)

FH Ex TOP: Dec'26

📍 Lorong Ampas 🏠 Sales Gallery: Lorong Ampas

INDUSTRIAL

1787 sqft
 \$2,674,250 - \$2,735,050
 \$1,497- \$1,531 psf

Gourmet Xchange (D13)

33 LH Ex TOP: 1H'28

📍 Kallang Way 5 🏠 Sales Gallery: Actual Site / Unit

B2 (FOOD) DELUXE	B2 (FOOD) STANDARD	HERITAGE TERRACE
------------------	--------------------	------------------

6135 – 8159 sqft \$6,220,000 - \$8,223,000 \$913 - \$1,032 psf	3175 – 4230 sqft \$2,487,000 - \$4,223,000 \$783 - \$1,105 psf	6437 – 8105 sqft \$6,107,000 \$949 psf
--	--	--

RESTAURANT (F&B)	ROOF-TOP HEAVY VEHICLE PARKING
------------------	--------------------------------

7050 – 7201 sqft \$8,811,000 - \$8,971,000 \$1,246 - \$1,250 psf	122,892 sqft POA
--	---------------------

Harrison Food Building (D13)

FH

Ex TOP: Q1'27

📍 Harrison Road 🏠 Sales Gallery: Harrison Road

CANTEEN	FACTORY
3422 sqft \$8,605,525 \$2,515 psf	1722-2572 sqft \$3,314,080 - \$4,996,697 \$1,900 - \$2,059 psf

The Venue Shoppes (D13)

99 LH

Completed

📍 Tai Thong Crescent

USAGE TYPE	STRATA AREA	REMARKS
Restaurant / Shop	From 700 to 1,130 sq ft	<ul style="list-style-type: none"> • Price from \$2.1X mil onwards • Ground floor units • Adjoining units available • 3 mins walk to Potong Pasir MRT Station • No ABSD/SSD, Foreigners & Companies eligible

Enterprise One (D14)

60 LH

Completed

📍 Kaki Bukit Road

USAGE TYPE	STRATA AREA	REMARKS
Warehouse (Grd Floor)	2,153 – 2,164 sq ft	<ul style="list-style-type: none"> • From \$1.6X mil onwards • Tenanted • Ubi and Kaki Bukit MRT Stations nearby
Factory	2,142 – 2,271 sq ft	<ul style="list-style-type: none"> • From \$1.3X mil onwards • Upper floors • Tenanted
Canteen	10,409 sq ft	<ul style="list-style-type: none"> • Price from \$15.5X mil onwards • Tenanted

Eunos Technolink (D14)

60 LH

Completed

Kaki Bukit Road 1

USAGE TYPE	STRATA AREA	REMARKS
Factory	2,756 sq ft - 3,509 sq ft	<ul style="list-style-type: none"> Prices from \$2.0X mil onwards Ground floor units available Tenanted / Vacant Suitable for light manufacturing, warehousing and ancillary office use Ubi MRT Station located nearby

Eunos Techpark 2 (D14)

60 LH

Completed

60 Kaki Bukit Place

USAGE TYPE	STRATA AREA	REMARKS
Flatted factory	3,692 sq ft – 4,413 sq ft	<ul style="list-style-type: none"> From \$2.0X mil onwards Tenanted 8 minutes' walk to Kaki Bukit MRT Station
Canteen	7,696 sq ft	<ul style="list-style-type: none"> Price from \$6.8X mil onwards Tenanted 8 minutes' walk to Kaki Bukit MRT Station

Richfield Enterprise Center (D14)

60 LH

Completed

Eunos Avenue 7

USAGE TYPE	STRATA AREA	REMARKS
Flatted Factory	1,518 – 1,636 sq ft	<ul style="list-style-type: none"> From \$65X,XXX onwards #02 to #08 Tenanted 3 minutes' drive to Paya Lebar MRT Interchange Station

* Prices and availability of units are subject to changes

Shoppes @ Sky Eden (D16)

99 LH

Completed

📍 Bedok Central 🏠 Sales Gallery: Actual Site / Unit

RESTAURANT

398-1313 sqft
Contact Leadership for more information

The Index (D22)

30 LH

Completed

📍 Tuas South Avenue 3

USAGE TYPE	STRATA AREA	REMARKS
Factory (Grd Flr)	3,089 – 3,165 sq ft	<ul style="list-style-type: none"> From \$1.4X mil onwards Tenanted
Ramp up Factory (#02)	4,316 – 12,529 sq ft	<ul style="list-style-type: none"> From \$1.6X - \$4.X mil Ramp up Tenanted
Ramp up Factory (#03 & #04)	4,381 – 33,788 sq ft	<ul style="list-style-type: none"> From \$1.5X - \$10.8 mil Ramp up Tenanted
Canteen (Temporary)	4,682 sq ft	<ul style="list-style-type: none"> \$3.3X mil Tenanted Grease trap provided

The Westcom (D22)

📍 Tuas South Avenue 6

USAGE TYPE	STRATA AREA	REMARKS
Warehouse (Ramp up)	3,046 – 4,252 sq ft	<ul style="list-style-type: none"> From \$1.3X mil onwards Tenanted Business 2 use 10 minutes drive to Tuas Checkpoint

* Prices and availability of units are subject to changes

GATE+ (D22)

33 LH

Ex TOP: Jan'29

[Virtual Tour](#)

TBA - Tukang Innovation Drive (Plot A) Sales Gallery: Tukang Innovation Drive (Plot A)

HEAVY VEHICLE PARK	PENTSUITE	STANDARD SUITE
14,596 sqft POA	1615 - 2540 sqft \$833,000 - \$1,309,000 \$510 - \$686 psf	1615 - 2820 sqft \$829,000 - \$1,453,000 \$510 - \$686 psf

Woods Square (D25)

99 LH

Completed

Woodlands Sqaure Sales Gallery: Woodlands Sqaure

OFFICE
549 - 2605 sqft \$1,198,628 - \$5,838,332 \$1,198 - \$2,342 psf

Keystone @ Mandai (D25)

FH

Ex TOP: 2027/2028

[Virtual Tour](#)

Mandai Estate Sales Gallery: Mandai Estate Innovation Place Tower 4 #04-04

FACTORY
1658-2024 sqft \$2,197,000 - \$3,241,000 \$1,317 - \$1,704 psf

CT FoodNEX (D26)

FH

Ex TOP: Sep'27

[Virtual Tour](#)

Mandai Estate Sales Gallery: Actual Site / Unit

FACTORY	FACTORY (D)	FACTORY + MEZZAINE
1776 - 1948 sqft \$2,600,000- \$3,400,000 \$1,455 - \$1,803 psf	1905 sqft \$3,400,000 \$1,785 psf	3950 - 4080 sqft \$4,280,000 \$1,049 - \$1,084 psf

* Prices and availability of units are subject to changes

Nordcom 1 (D27)

30 LH

Ex TOP: Mar'27

Gambas Crescent

USAGE TYPE	STRATA AREA	REMARKS
Factory (Grd Flr)	1,927sq ft – 2,303 sq ft	<ul style="list-style-type: none"> From \$893K onwards Tenanted Minutes' drive to Sembawang MRT Station
Factory (Ramp-up)	1,658 sq ft – 1,841 sq ft	<ul style="list-style-type: none"> From \$5XXK onwards Upper floors (#02 & #03) Tenanted
Flatted Factory	1,690 sq ft – 2,088 sq ft	<ul style="list-style-type: none"> From \$49XK onwards Upper floors (#07, #08 & #09) Tenanted / Vacant
Terraced Factory	5,307 sq ft - 5,404 sq ft	<ul style="list-style-type: none"> 3-storey strata terrace factory units From \$2.1X mil onwards Tenanted / Vacant

Nordcom II (D27)

30 LH

Completed

Gambas Crescent

USAGE TYPE	STRATA AREA	REMARKS
Factory (Grd Flr) (Non-terrace)	2,164 – 2,379 sq ft	<ul style="list-style-type: none"> From \$1.X mil onwards Tenanted / Vacant Light industrial use Minutes' drive to Sembawang MRT Station
Canteen	2,616 & 2,713 sq ft	<ul style="list-style-type: none"> Frm \$3.1Xmil onwards Ground Floor Tenanted
Factory (Ramp up)	1,668 – 1,701 sq ft	<ul style="list-style-type: none"> Ramp up units Frm \$67XK onwards Tenanted
Flatted Factory	1,668 – 2,013 sq ft	<ul style="list-style-type: none"> Frm \$72XK onwards Tenanted
Childcare Centre	5,027 & 5,070 sq ft	<ul style="list-style-type: none"> From \$5.7X mil onwards Tenanted

* Prices and availability of units are subject to changes

LTV LOAN-TO-VALUE

Applicable to All Property Buyers

For All Property Transactions

To Be Determined Based on

Buyer's No. of Concurrent Loan(s) Loan Tenure (Based on IWAA) Buyer's Age at End of Repayment

Loan-to-Value Chart

Tenure (in years)	1 Loan		2 Loans		3 Loans	
	≤ 30	> 30-35	≤ 30	> 30-35	≤ 30	> 30-35
Age	≤ 65	> 65	≤ 65	> 65	≤ 65	> 65
LTV	75%	55%	55%	45%	25%	25%
Cash	5%	10%	10%	25%	25%	25%

$$\text{Income Weighted Average Age (IWAA)} = \frac{(\text{Borrower A}) \text{ Income X Age} + (\text{Borrower B}) \text{ Income X Age}}{(\text{Borrower A} + \text{Borrower B}) \text{ Total Income}}$$

SSD SELLER'S STAMP DUTY

Applicable to Selected Property Sellers

For Residential & Industrial Property Transactions

Holding Period Subjected to SSD is Based on Date of Acquiring The Property

Payable by Cash only

To Be Paid Within 14 days From Exercising of Option

Date of Acquiring Property

Between 14 Jan 2011 to 10 Mar 2017 (inclusive) On and After 11 Mar 2017

Holding Period	SSD Rate	Holding Period	SSD Rate
1 Year	16%	1 Year	12%
2 Years	12%	2 Years	8%
3 Years	8%	3 Years	4%
4 Years	4%	4 Years	0%
5 Years	0%		

Above Rates are for Residential Properties Only

BSD BUYER'S STAMP DUTY

Applicable to All Property Buyers

For All Property Transactions

Payable by Cash or CPF

For Residential Property Between \$360k - \$1mil
Purchase Price x 3% - \$5,400

For Residential Property >\$1mil to <=\$1.5mil
Purchase Price x 4% - \$15,400

For Residential Property >\$1.5m to <=\$3mil
Purchase Price x 5% - \$30,400

For Residential Property >\$3mil and above
Purchase Price x 6% - \$60,400

To Be Paid Within 14 days From Exercising of Option

Cheque / CO Payable to Commissioner of Stamp Duties

TDSR TOTAL DEBT SERVICING RATIO

Applicable to All Property Buyers

For All Property Transactions

Only 55% of Total Income Can Be Used For:

Car Loan Repayment

Mortgage Loan Instalment
Mortgage Loan Interest Based on 3.5%

Monthly Credit Card Payment
Based on Credit Card Minimum Payment Sum

Other Loans Payment
Student Loan, Personal Loan, Retailer Loan, etc.

Variable Income Subjected to 30% Haircut

No Haircut For Eligible Liquid Assets Pledged For at least 4 years with the Financial Institution

ABSD ADDITIONAL BUYER'S STAMP DUTY

Applicable to Selected Property Buyers
Singapore Citizen - 2nd Property Onwards
Singapore PR - From 1st Property
Foreigners* - From 1st Property
Company

For Residential Property Transaction

Payable by Cash or reimbursable by CPF

	1 st Property	2 nd Property	3 rd Property
Singapore Citizen	0%	20%	30%
Singapore PR	5%	30%	35%
Foreigner/Trustees	60%	60%	60%
	65%	65%	65%

To Be Paid Within 14 days From Exercising of Option

*Countries exempted under Free Trade Agreement (FTA)

Citizens only Citizens & Permanent Residents
USA Switzerland Norway Liechtenstein Iceland

ABSD Refund of Matrimonial Home Only For

Married** Singaporean Household Self Existing Property(s) Within 6 Months From New Condo TOP Date

**The married couple should not own more than one existing property each to qualify for ABSD Refund

NPS NORMAL PAYMENT SCHEME

Applicable to All Purchases of Building Under Construction (BUC)
Except Executive Condo and HDB BTO

New LTV effective from 6th July 2018
(For Loan Tenure up to 30 years and Borrower's Age at Last Repayment up to 65 years old)

NORMAL PAYMENT SCHEME (PROGRESSIVE)

Progress	Payment	LTV 75%	LTV 45%	LTV 35%
Booking Upon the Grant of Option to Purchase	5%	Cash	Cash	Cash
S & P Upon signing of Sale & Purchase Agreement or within 8 weeks from the Option Date	15%	CPF or Cash	Cash	Cash
Foundation Completion of foundation work	10%	5% CPF or Cash and 5% Loan	5% CPF or Cash and 5% Cash	5% CPF or Cash and 5% Cash
Framework Completion of reinforced concrete framework of unit	10%	Loan	CPF or Cash	CPF or Cash
Wall Completion of partition walls of unit	5%	Loan	CPF or Cash	CPF or Cash
Ceiling Completion of roofing/ceiling of unit	5%	Loan	CPF or Cash	CPF or Cash
Windows Completion of door sub-frame/door frames, window frames and plumbing of unit	5%	Loan	CPF or Cash	CPF or Cash
Car Park Completion of car park, roads and drains serving the housing	5%	Loan	Loan	CPF or Cash
TOP Temporary Occupation Permit	25%	Loan	Loan	5% CPF or Cash and 20% Loan
CSC Legal Completion	15%	Loan	Loan	Loan

PROJECT SPOTLIGHT

LAUNCHING SOON

TOP SELLING PROJECTS

PENTHOUSES FOR SALE

PROJECTS WITH PROMO

PROJECTS WITH LIMITED UNITS

PROJECT DIRECTORY

CCR

RCR

OCR

COMMERCIAL

Project **eBOOK**

This Project eBook was compiled on 2 June 2026

Information in this eBook is subject to change without prior notice

For latest availability, pricing and promotion,
Kindly contact your ERA Salesperson for more information.

